


USG DRYWALL SUSPENSION SYSTEM

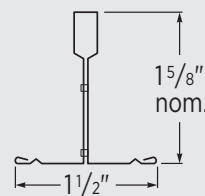
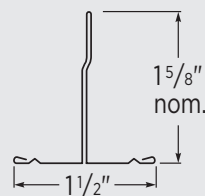
CURVED CEILINGS



Cincinnati Children's
Hospital - College Hill
Architect: GBBN
Photo: © Ryan Kurtz Photography LLC

TO ORDER SAMPLES, GO TO USG.COM OR CGCINC.COM

PROFILE



FEATURES AND BENEFITS

- USG Curved Drywall Suspension System simplifies the design and construction of curved drywall ceilings.
- Project specific Main Tees produced for efficient installation and less material waste.
- Pre-engineered, factory curved main tees for consistent, uniform radii.
- G30 hot-dipped galvanized system suitable for most interior and exterior applications.
- ICC-ES Report ESR-4358.

APPLICATIONS

- Domes, Vaults and Valleys
- Groin Vaults
- Curved Soffits

USG DRYWALL SUSPENSION SYSTEM

CURVED CEILINGS

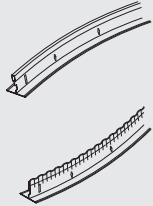
ORDER SAMPLES/LITERATURE
 USG: usg.com or samplitt@usg.com
 CGC: contact Sales Representative

TECHNICAL SERVICES
 800.USG.4YOU (874-4968)

FOR MOST UP-TO-DATE
 TECHNICAL INFORMATION
 AND LEED REPORT TOOL
 usgdesignstudio.com
 cgcdesignstudio.com
 usg.ecomedes.com

30 YEAR LIMITED SYSTEM WARRANTY
 • No Visible Sag
 • Mold/Mildew Protection

SYSTEM COMPONENTS



		ASTM Class per C635	Radius	Arc Length	Height	Item No. ³	Fire Rating	Rated Load ^{1,2}	
								2' Hanger Spacing	4' Hanger Spacing
Curved Main Tee	Vault	16 lb. ⁴	31"-44"	6'	1-1/2"	DGW6VTxxx	Class A	—	16.0 lb./LF
		16 lb. ⁴	45"-60"	8'	1-1/2"	DGW8VTxxx	Class A	—	16.0 lb./LF
		16 lb. ⁴	61"-72"	10'	1-1/2"	DGW10VTxxx	Class A	—	16.0 lb./LF
		16 lb. ⁴	73"-91"	10'	1-1/2"	DGW10VTxxx	Class A	—	16.0 lb./LF
		16 lb. ⁴	92"-239"	10'	1-1/2"	DGW10VTxxx	Class A	—	16.0 lb./LF
		16 lb. ⁴	240"+	12'	1-1/2"	DGW12VTxxx	Class A	—	16.0 lb./LF
	Valley	16 lb. ^{4,5}	31"-44"	6'	1-5/8"	DGW6VYxxx	Class A	16.0 lb./LF	—
		16 lb. ^{4,5}	45"-60"	8'	1-5/8"	DGW8VYxxx	Class A	16.0 lb./LF	—
		16 lb. ^{4,5}	61"-72"	10'	1-5/8"	DGW10VYxxx	Class A	16.0 lb./LF	—
		16 lb. ^{4,5}	73"-91"	10'	1-5/8"	DGW10VYxxx	Class A	16.0 lb./LF	—
		16 lb. ^{4,5}	92"-239"	10'	1-5/8"	DGW10VYxxx	Class A	16.0 lb./LF	—

See Flat Ceilings (AC3117) for information on straight cross tees, cross channels and moldings.

ACCESSORIES

Cross Tees

DGSC180 Splice Clip	DGTC90 Transition Clip	DGC4, DGC6, DGC8 USG Compasso™ Drywall Clip	DGWC Wall Attachment Clip	DGSP180 Splice Plate	DGHUB Dome Hub

TYPICAL ASSEMBLIES

8-Spoke Dome	16-Spoke Dome	Dome Vault

DESIGN SUPPORT

usgdesignstudio.com or cgcdesignstudio.com

- Online design and specification tools.
- Installation videos.
- Domes and barrel-vault estimator. Additional support available through USG Ceiling Solutions Group for design and estimation of nontypical applications.

PHYSICAL DATA/ FOOTNOTES

Product literature and samples

Data sheet: AC3118
 System brochure: AC3152

Material

Min. G40 hot-dipped galvanized steel body and cap.

Online tools

usgdesignstudio.com, or cgcdesignstudio.com or usg.ecomedes.com Online Dome, Vault, and Vaulted Dome Estimators to assist in material estimation and ordering.

Limitations

For exterior applications, the suspension system should be reviewed by a structural engineer.

Installation

Install according to ASTM C636, ASTM E580, CISCA and USG requirements. Alternate installation methods may be used when approved by the authority having jurisdiction.

Notes

1. All USG main tees, cross tees and main tee-hanger wire connections meet ASTM E580 requirements for tension and compression strength, as tested per ASTM C1925.
2. For detailing and module loading, request AC3152.
3. Each Main Tee is manufactured to project specific needs and may require an RTQ.
4. As tested per independent testing agency, both vault and valley main tees can carry 16 lb. per lineal foot.
5. As tested per independent testing agency, valleys require hanger wire spacing of 2' o.c.

Notice

The information in this document is subject to change without notice. CGC Inc. or USG Corp. assumes no responsibility for any errors that may inadvertently appear in this document.

AC3118/rev. 8-24

© 2024 USG Corporation and/or its affiliates. All rights reserved. Printed in U.S.A.

Manufactured by USG Interiors, LLC
 550 West Adams Street
 Chicago, IL 60661

The trademarks USG, CGC, COMPASSO, IT'S YOUR WORLD. BUILD IT., the USG/CGC logo, the design elements and colors, and related marks are trademarks of USG Corporation or its affiliates.

Safety First! Follow good safety/industrial hygiene practices during installation. Wear appropriate personal protective equipment. Read SDS and literature before specification and installation.

