


USG DONN® BRAND ZXLA™ ACOUSTICAL SUSPENSION SYSTEM



USG Donn® Brand ZXLA™
Acoustical Suspension System/
USG Eclipse™ Acoustical Panels
with ClimaPlus™ Performance

TO ORDER SAMPLES, GO TO USG.COM OR CGCINC.COM

STANDARD COLORS



Flat White 050 Silver Satin 002 Flat Black 205

ADVANTAGE COLOR



Coordinating
Matte White
3756

POWDER-COATED FINISH



Powder
White
3767

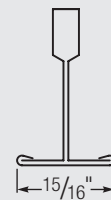
FEATURES AND BENEFITS

- G90 hot-dipped galvanized steel body with aluminum cap, conforms to ASTM C635.
- Polyester paint finish and stainless steel clip for increased corrosion protection.
- Complies with all national code requirements, including seismic and fire-rated assemblies up to two hours.
- Proprietary Quick-Release™ cross tees.
- Tested for exterior wind-uplift applications.

APPLICATIONS

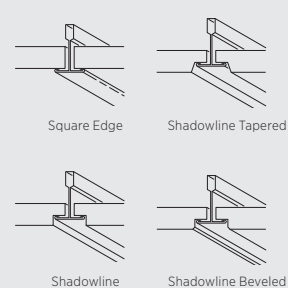
- Exterior soffits
- Food processing
- Healthcare
- Industrial applications
- Laboratories
- Parking garages
- Locker rooms

PROFILE



15/16"

EDGE DETAIL



Square Edge

Shadowline Tapered

Shadowline

Shadowline Beveled

USG DONN® BRAND ZXLA™ ACOUSTICAL SUSPENSION SYSTEM

ORDER SAMPLES/LITERATURE
USG: usg.com or samplitt@usg.com
CGC: contact Sales Representative

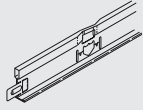
TECHNICAL SERVICES
800.USG.4YOU (874-4968)

FOR MOST UP-TO-DATE
TECHNICAL INFORMATION
AND LEED REPORT TOOL
usgdesignstudio.com
cgcdesignstudio.com

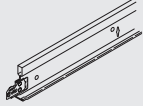


Declare. Declare® Labels on select finishes, see usg.com for more details and documentation.

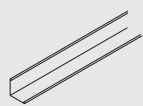
15/16" TEE SYSTEM⁴ Main Tee



Cross Tee 1-1/2" (38 mm)



MOLDING^{3,4}



PHYSICAL DATA/ FOOTNOTES

ASTM Class	Length	Height	Item No.	Fire Rating	Color	Seismic Design Category		Rated Load ^{1,2}		
						IBC	ICC-ES Evaluated Installation	4' Hanger Spacing	5' Hanger Spacing	6' Hanger Spacing
Intermediate Duty ²	12'	USG 1.64" 42 mm CGC 1.5" 25 mm	ZXLA24 HRC		Flat White Flat Black Satin Silver	A-C	 7/8" Molding ACM7 Clip	12 lb./LF	6.1 lb./LF	3.6 lb./LF
Heavy Duty	12'	USG 1.64" 42 mm	ZXLA26 HRC		Flat White Flat Black Satin Silver	A-F	7/8" Molding ACM7 Clip	16 lb./LF	7.3 lb./LF	4.9 lb./LF
—	2'	1-1/2" 38 mm	ZXLA224 HRC		Flat White Flat Black Satin Silver	—	—	—	—	—
—	4'	1-1/2" 38 mm	ZXLA424 HRC		Flat White Flat Black Satin Silver	—	—	—	—	—

Low Emissions (VOC)

CDPH 01350 v1.2-2017 compliance on select finishes, see usg.com for more details and documentation.

High Recycled Content

USG classifies High Recycled Content as greater than 50%. Total recycled content is based on product composition of postconsumer and preconsumer (postindustrial) recycled content per FTC guidelines.

Firecode®

Wall Angle	Length	Item No.	Color
	12'	M7Z (up to 65% recycled content) HRC	Flat White Flat Black Satin Silver

Product literature and samples

Data sheet: AC3029
Exterior systems guide: SC2561

Material

G90 hot-dipped galvanized steel tee and aluminum cap; stainless steel clip. Baked on polyester paint or powder coated finish.

Installation

Install according to ASTM C636, ASTM E580, CISCA and USG requirements. Alternate installation methods may be used when approved by the authority having jurisdiction.

LA Research Report - RR 25764

Refer to usg.com for most current version.

Online tools

usgdesignstudio.com or cgcdesignstudio.com

ICC Evaluation Service, LLC Report Compliance

For areas under ICC jurisdiction, see ICC-ES Evaluation Report ESR-1222 for allowable values and conditions of use. Reports are subject to reexamination, revision and possible cancellation. Refer to usg.com for most current version.

Limitations

Finish is not UV-resistant; should not be installed where direct exposure to sun or weather will occur, such as fascias or facades. Not suitable for areas subject to high concentrations of acid rain. Indirect exposure to severe environmental conditions may shorten the life span of the product. The specific design of exterior ceiling installations requires the review and approval of the architect or engineer of record. Please refer to SC2561 for more information about exterior ceiling applications.

ASTM Load Compliance

Classified as Light, Intermediate or Heavy Duty when tested in accordance with ASTM C635.

Notes

- Hanger wire spacing and locations must be per the UL design.
- Load test data shows uniform load in lb./LF based on simple span tests in accordance with ASTM C635 deflection limit on L/360.
- Panels must be specified to be field-cut to size and field-revealed to provide as wide a lay-on edge as possible.
- Metric sizes available by RTQ.

Notice

The information in this document is subject to change without notice. CGC Inc. or USG Corp. assumes no responsibility for any errors that may inadvertently appear in this document.

AC3029/rev. 6-22

© 2022 USG Corporation and/or its affiliates. All rights reserved. Printed in U.S.A.

Manufactured by USG Interiors, LLC
550 West Adams Street
Chicago, IL 60661

The trademarks USG, CGC, CLIMAPLUS, DONN, ECLIPSE, FIRECODE, QUICK-RELEASE, ZXLA, IT'S YOUR WORLD. BUILD IT., the USG/CGC logo, the design elements and colors, and related marks are trademarks of USG Corporation or its affiliates.

Safety First! Follow good safety/industrial hygiene practices during installation. Wear appropriate personal protective equipment. Read SDS and literature before specification and installation.

