

## ENVIRONMENTAL PRODUCT DECLARATION

# GLACIER™, “F” FISSURED™

USG CAST MINERAL FIBER CEILING PANELS

DX®/DXL™, DXW™, CENTRICITEE™ DXT™, FINELINE® DXF™, FINELINE 1/8" DXFF™, IDENTITEE™ DXI™ SUSPENSION SYSTEMS



*GLACIER and “F” FISSURED are mineral fiber acoustical ceiling panels manufactured in a cast process that enhances their surface appearance and maximizes noise reduction coefficient and ceiling attenuation class sound performance. Their unique texture has a durable surface that resists scrapes commonly caused by accessing the ceiling. The panels are appropriate for offices, government facilities, hospitality, libraries and restaurants.*



For over a century, sustainable practices have naturally been an inherent part of our business at USG. Today, they help shape the innovative products that become the homes where we live, the buildings where we work and the arenas where we play. From the product formulations we choose, to the processes we employ, USG is committed to designing, manufacturing, and distributing products that minimize overall environmental impacts and contribute toward a more healthy living space. We believe that transparency of product information is essential for our stakeholders and EPDs are the next step toward an even more transparent USG.

USG's ceiling panels listed in this UL Environment Certified Document provides an acoustical ceiling panel's: Life Cycle Assessment (LCA), LCA Impact Measures, Product Composition, Material Definitions, Manufacturing Process, Product Performance Attributes, and Product Application.

For additional information, visit [usg.com](http://usg.com) and [usgdesignstudio.com](http://usgdesignstudio.com)





Glacier™ and “F” Fissured™  
Cast Mineral Fiber Ceiling Panels

According to ISO 14025

This declaration is an environmental product declaration in accordance with ISO 14025. This EPD does not guarantee that any performance benchmarks, including environmental performance benchmarks, are met. EPDs are intended to compliment Type I environmental performance labels. EPDs provide LCA-based information and additional information on the environmental aspects of products and assist purchasers and users to make informed comparisons between products. EPDs are not comparative assertions. EPDs encourage improvement of environmental performance and provide information for assessing the environmental impacts of products over their life cycle. EPDs not based on an LCA covering all life cycle stages, or based on a different PCR, are examples of declarations that have limited comparability. EPDs from different programs may not be comparable.



PROGRAM OPERATOR	UL Environment
DECLARATION HOLDER	USG
DECLARATION NUMBER	12CA30659.105.1
DECLARED PRODUCT	Glacier and “F” Fissured
REFERENCE PCR	Institut Bauen und Umwelt e.V. PCR <sup>1</sup> for Ceiling panels for suspended ceiling systems
DATE OF ISSUE	6 September 2013
PERIOD OF VALIDITY	5 Years
EXTENSION DATE	March 31, 2019
CONTENTS OF THE DECLARATION	Product definition and information about building physics Information about basic material and the material’s origin Description of the product’s manufacture Indication of product processing Information about the in-use conditions Life cycle assessment results Testing results and verification

The PCR review was conducted by:	Institut Bauen und Umwelt e.V.
	PCR confirmed by SVA Rheinufer 108 D-53639 Königswinter Germany Tel.: +49 (0)2223 296679-0 Fax: +49 (0)2223 296679-1 Email: info@bau-umwelt.com
This declaration was independently verified by Underwriters Laboratories in accordance with ISO 14025	
<input type="checkbox"/> INTERNAL <input checked="" type="checkbox"/> EXTERNAL	Loretta Tam
This life cycle assessment was independently verified by in accordance with ISO 14044 and the reference PCR	
	James Mellentine, Sustainable Solutions Corporation

1. PCR = Product Category Rules





Glacier™ and “F” Fissured™  
Cast Mineral Fiber Ceiling Panels

According to ISO 14025

## Product Classification

### Product Description

USG Interiors produces a family of cast acoustical ceiling panels at its Walworth, WI, facility having various light reflectance, noise reduction, and attenuation specifications with various levels of post-consumer/industrial recycled content. The production line at the Walworth facility employs cast technology in the production of acoustical ceiling panels. Cast acoustical ceiling panels contain mostly mineral wool, starch and stucco. The finishing and packaging unit processes are dominated by the use of water-based paint, which contains the following ingredients: calcium carbonate, clay, latex, titanium dioxide (TiO<sub>2</sub>) and other chemicals. Shrink-wrap and corrugated strip are used as packing materials.

USG Interiors, LLC also produces a family of grid products at its Westlake, OH, Cartersville, GA, Oakville, ON, Canada and Stockton, CA facilities. This family of grid products coordinates with Glacier and “F” Fissured panels and includes 6 grid profiles including DX/DXL, DXW, DXT, DXF, DXFF and DXI. Each profile is available in Intermediate Duty and Heavy Duty weight. Grid production encompasses the third-party production of the hot-dipped galvanized steel coils, transport of these coils to USG fabrication facilities where the steel coil is cleaned, coated (optional depending on intended purpose) and slit and optionally transported to additional production facilities where the coated steel is formed into finished grid components. These finished grid components are then packaged in cardboard boxes.

### Product Styles

This Environmental Product Declaration (EPD) covers the Glacier and “F” Fissured products. These two products are nominally 3/4" thick and are produced with a rough and medium textured with a painted surface. This Environmental Product Declaration (EPD) also presents as additional information LCA cradle-to-grave data on USG's Intermediate Duty DX/DXL grid product. LCA Data for other compatible suspension systems with Glacier and “F” Fissured is available upon request.

### Features and Benefits

Attributes below are representative of all item numbers in the product line called Glacier and “F” Fissured.

- NRC .65-.70 (depending on product type)
- CAC 35
- Surface Burning Characteristics: Class A
- Light Reflectance .70-.79 (depending on product type)
- Weight/sf = 1.5-1.70 lbs./sq. ft (depending on product type)
- Rough textured (GLACIER) and medium textured (“F” Fissured)
- Durable surface with color on face and core
- Thermal Resistance:  $R = 1.7 \text{ [hr} \cdot \text{ft}^2 \cdot \text{°F/Btu]}$
- Glacier and “F” Fissured products have total recycled content values ranging from 66 to 69%. Precise pre-consumer and post consumer recycled content values may be found on usg.com and usgdesignstudio.com.
- Zero Emissions (VOC). GLACIER and “F” FISSURED are zero emitting products that meet CA specification 01350 (CA Dept. of Health Services Standard Practice for the testing of VOC emissions) and are listed on the CHPS database for low-emitting materials. USG Certificate of Compliance for zero VOC Emissions is also available on usg.com.
- GLACIER and “F” FISSURED panels are recyclable under the USG Ceiling Recycling program. Refer to usgdesignstudio.com for detailed product information.










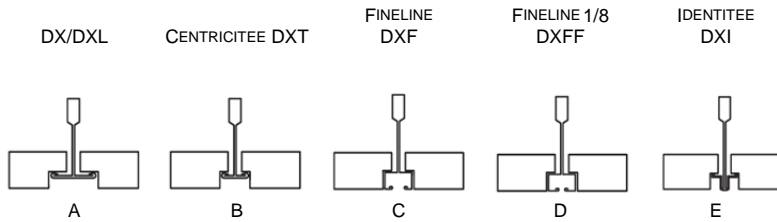
Glacier™ and “F” Fissured™  
Cast Mineral Fiber Ceiling Panels

According to ISO 14025









Ceiling Panel Options (GLACIER)

	Edge	Panel Size	Class	Item No. Imperial Metric	UL Classified			Color	Grid Options	VOC Emissions	Abuse Resistant	Recycled Content	Panel Cost
					NRC	CAC Min.	LR						
GLACIER Panels		2'x2'x3/4" Paper-Back and Foil-Back	Class A	707	.65	35	.70	White Standard Advantage	A	Zero		69%	\$\$\$
		2'x4'x3/4" Paper-Back and Foil-Back	Class A	711	.65	35	.70	White	A	Zero		69%	\$\$\$
		2'x2'x3/4" Paper-Back and Foil-Back	Class A	708	.65	35	.70	White Standard Advantage	B, C, D, E	Zero		69%	\$\$\$

Grid Profile Options (GLACIER)



Ceiling Panel Options (“F” FISSURED)

	Edge	Panel Size	Class	Item No. Imperial Metric	UL Classified			Color	Grid Options	VOC Emissions	Abuse Resistant	Recycled Content	Panel Cost
					NRC	CAC Min.	LR						
“F” FISSURED Panels		2'x2'x3/4" Paper-Back and Foil-Back	Class A	131	.70	35	.79	White	A, B, C	Zero		66%	\$\$\$
		2'x4'x3/4" Paper-Back and Foil-Back	Class A	135	.70	35	.79	White	A, B	Zero		66%	\$\$\$
		2'x2'x3/4" Paper-Back and Foil-Back	Class A	132	.70	35	.79	White	D	Zero		66%	\$\$\$
		2'x4'x3/4" Paper-Back and Foil-Back	Class A	136	.70	35	.79	White	D	Zero		66%	\$\$\$
		2'x2'x3/4" Paper-Back and Foil-Back	Class A	133	.70	35	.79	White	E, F, G, H	Zero		66%	\$\$\$

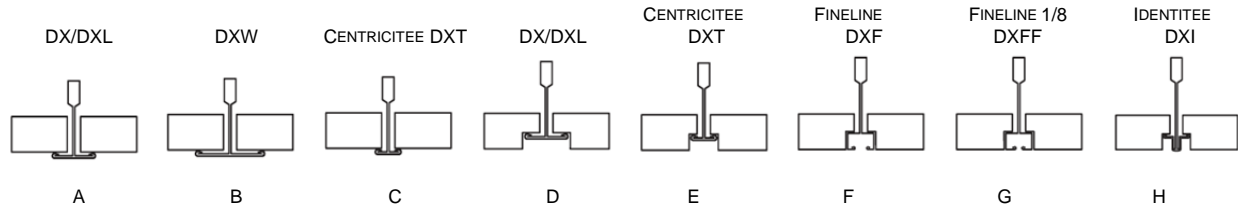




Glacier™ and “F” Fissured™  
Cast Mineral Fiber Ceiling Panels

According to ISO 14025

## Grid Profile Options (“F” FISSURED)



## Application

This product is typically installed as a suspended ceiling in the following applications: offices, government facilities, hospitality, libraries and restaurants.

## Codes of Practice

- ASTM E1264 – Classification For Acoustic Ceilings
- ASTM E84 – Surface Burning Characteristics
- ASTM C367 – Strength Properties of Prefabricated Architectural Acoustical Tile or Lay-In Ceiling Panels
- ASTM C423 – Sound Absorption
- ASTM C636 – Standard Practice for Installation of Metal Suspensions Systems for Acoustical Tile and Lay-In Panels
- ASTM E1414 – Sound Attenuation
- 2010 Standard Method for the Testing and Evaluation of Volatile Organic Chemical Emissions for Indoor Sources Using Environmental Chambers – Version 1.1 - California
- ASTM C518-10 – Thermal Transmission Properties

## Quality Assurance

- UL listed with follow-up service as required for fire, flame spread and acoustical performance.
- Certificate of Compliance for VOC Emissions: Berkeley Analytical Associates, LLC

## Delivery Condition

Glacier panels (e.g., Item No. 707; 2'x2'x3/4" SL Class A panels) as well as “F” Fissured panels arrive at the jobsite in a shrink-wrapped wrap-around carton that contain 8 panels (32 sf) each.

## Technical Data

### Fire

- ASTM – E1264 – Type III, Form 4, Pattern F (GLACIER); Type III, Form 4, Pattern D (“F” FISSURED)
- ASTM E84 – Class A, Flame spread of 25 or less, smoke developed of 50 or less





Glacier™ and “F” Fissured™  
Cast Mineral Fiber Ceiling Panels

According to ISO 14025

## Sound

- ASTM C423 – Sound Absorption
  - NRC .65 (GLACIER)
  - NRC .70 (“F” FISSURED)
- ASTM E1414 – Sound Attenuation
  - CAC 35

## Light Reflectance

- ASTM C1477 – Standard Test Method for Luminous Factor of Acoustical Materials by Use of Integrating Sphere Reflectometers
  - LR .70 (GLACIER)
  - LR .79 (“F” FISSURED)

## Thermal Transmission

- ASTM C518-10 – Thermal Transmission Properties
- $R = 1.7$  [hr • ft<sup>2</sup> • °F/Btu]

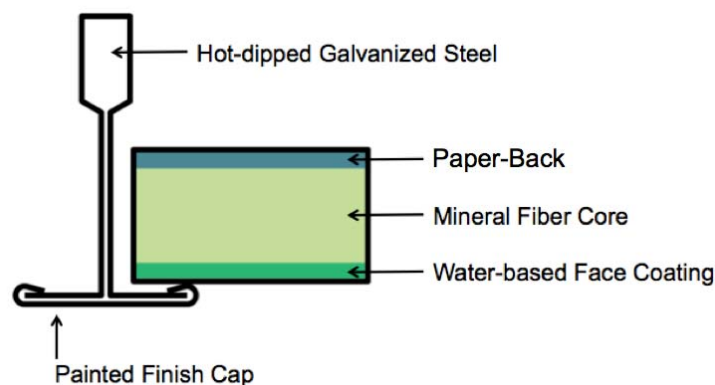
## Water Damage

Moisture must not come in contact with the ceiling panel as a result of a leaking roof, a sweating pipe, a leaking radiator, a flood, condensation on windows, condensation on more subtle surfaces where dew points are reached, humidified air from the HVAC system or any other similar causes.

## Mechanical Damage

The product must be installed and maintained in accordance with current USG written instructions and best industry practice, including the CISCA Handbook and ASTM C636, “Standard Practice for Installation of Metal Ceiling Suspension Systems for Acoustical Tile and Lay-In Panels.”

## Base Materials





Glacier™ and “F” Fissured™  
Cast Mineral Fiber Ceiling Panels

According to ISO 14025

**Product Composition**

Product Properties (GLACIER and “F” FISSURED)		
Type of Manufacture	Cast Mineral Fiber Ceiling Panel	
Product Specifications	Thickness – 3/4"; Density – 22-26 pcf	
Core Type	Cast Mineral Fiber with Recycled Content	
Product Composition	Material	Weight Percent
Cast Mineral Fiber Core Composition	Mineral Wool	< 73%
	Starch	< 13%
	Stucco	< 12%
Coatings	Pigmented Finish Coating	< 3%

Product Properties (Intermediate Duty DX/DXL Grid)		
Type of Manufacture	Ceiling Grid	
Product Specifications	15/16" Grid Face	
Product Composition	Material	Weight Percent
Web	Hot-dipped Galvanized Steel Coil	< 87%
Cap	Hot-dipped Galvanized Steel Coil	< 14%
Coating	Pigmented Finish Coating	< 1%

**Material Definitions**

Product Properties (GLACIER and “F” FISSURED)				
Layer	Component	Material	Availability	Origin
Mineral Fiber Core Composition	Ceiling Panel Core	Mineral Wool	Recycled Mineral Resource, Non-renewable, Abundant	US
		Starch	Rapidly Renewable Resource Abundant	US
		Stucco	Mineral Resource, Abundant	US
Finish Coating	Paint	Pigmented Coating	Fossil-based Resource, Abundant	US

Product Properties (Intermediate Duty DX/DXL Grid)			
Component	Material	Availability	Origin
Web	Hot-dipped Galvanized Steel Coil	Recycled Metal, Recyclable, Non-renewable, Abundant	US & International
Cap	Hot-dipped Galvanized Steel Coil	Recycled Metal, Recyclable, Non-renewable, Abundant	US & International
Coating	Pigmented Coatings	Fossil-based Resource, Abundant	US

**Raw Material Definitions (Ceiling Panels)**

**Mineral Fiber Core**

Consists of 3 main raw materials including mineral wool, starch and stucco. Recycled dust and board of the same composition is also added to the slurry.





Glacier™ and “F” Fissured™  
Cast Mineral Fiber Ceiling Panels

According to ISO 14025

## Finish Coatings

Consist of aqueous primers and pigmented finish coatings that utilize various coating filler, binders and additives.

## Raw Material Definitions (Grid)

### Hot-dipped Galvanized Steel Coil

Hot-dipped galvanized steel coil is the main raw material used in the production of grid products and is produced using established cold rolling techniques.

## Raw Material Extraction and Origin (Ceiling Panels)

### Mineral Wool (pre-consumer and post-consumer)

USG mineral wool is produced at USG's Walworth, WI production facility and utilizes predominantly post-industrial slag in combination with other minor minerals and rocks to achieve the desired fiber chemistry. The slag used in this process is a by-product of the steel industry generated during the production of iron. The mineral wool is produced using natural gas and coke to melt the slag and minor ingredients followed by fiber generation and collection.

### Gluten-free Starch (rapidly renewable resource)

Starch is used as a gluten-free binder in the core of the Glacier and “F” Fissured products and is a renewable resource sourced within the United States.

### Stucco (mineral non-renewable resource)

Stucco is used as a filler in the core of Glacier and “F” Fissured products and is a non-renewable mineral resource sourced within the United States.

## Raw Material Extraction and Origin (Grid)

### Hot-dipped Galvanized Steel Coil

Hot-dipped galvanized steel coil is sourced both domestically and internationally based on its availability and price.

## Production Process

In the cast process, the “gel” ingredients (starch, filler, and other additives) are mixed with ambient temperature water to form a dilute dispersion. This slurry is then added to hot water whereupon steam is injected into the dispersion to fully cook the starch. The cooked “gel” is then added to mineral wool in a mixer which combines the “gel” and wool into a “pulp”. This “pulp” is then spread into 2'x4' aluminum trays; a texture is applied and the panels are dried. The dried panels are cut or trimmed into the appropriate sizes and painted. Painting generally involves one finish coating with a drying cycle immediately following the paint application. After inspection, the ceiling panels are packaged for shipment. Panel trim and panels that are chipped or broken during manufacturing (referred to as “broke”) are land-filled. The Walworth plant produces its own paint coatings and the primary ingredients for these coatings are also included in this LCA analysis.

In grid production, the incoming hot-dipped galvanized steel coils are cleaned, coated (optional depending on intended purpose) and slit and optionally transported to additional production facilities where the coated steel is formed into finished grid components.



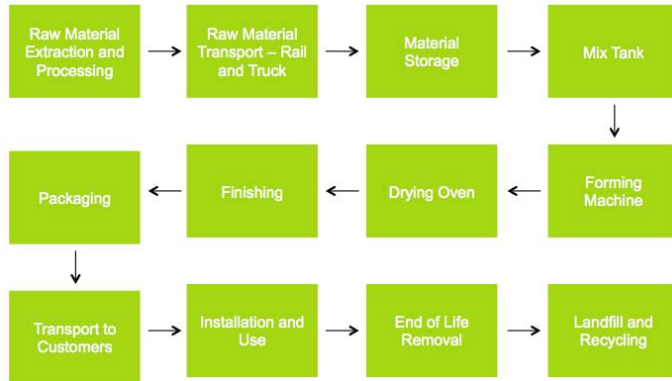




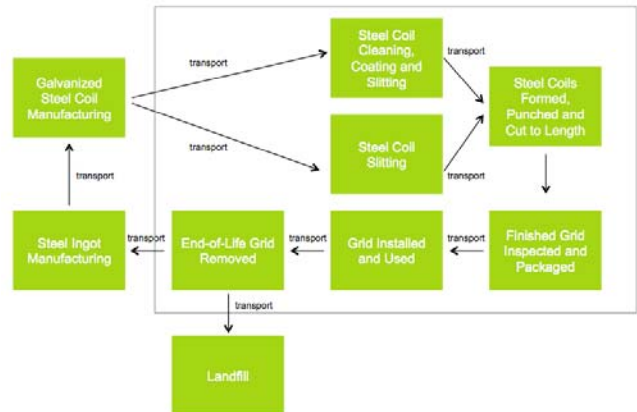
Glacier™ and “F” Fissured™  
Cast Mineral Fiber Ceiling Panels

According to ISO 14025

**Ceiling Panel Production Process**



**Grid Production Process**



**Health, Safety and Environmental Aspects During Production**

USG Corporation has a commitment to sustainability. As part of our Product Stewardship program the environmental, health and safety, potential hazards of raw materials are diligently reviewed. Since the early days of our company, we have made employee safety one of our seven core values by developing and adhering to safety guidelines that exceed industry standards and regulations. We have achieved a safety performance that is 25 times better than the typical manufacturing company. USG Corporation has multiple manufacturing facilities that have achieved OSHA “Star” status. This is the most prestigious OSHA designation and recognizes work sites that have highly successful safety and health programs that result in injury and illness rates at or below the national average for their industry.

**Installation of Ceiling Panels**

**Installation Recommendations**

The ceiling panels must be installed in accordance with all applicable USG Interiors installation guidelines. Approved installation procedures are provided in the Ceiling Systems Handbook published by the Ceiling and Interior Systems Construction Association and must be followed.

Installation of USG’s ceiling and grid products is accomplished by manual labor using mostly hand tools. No material or energy inputs are required on the jobsite.

**Health, Safety and Environmental Aspects during Installation**

This product is not expected to produce any unusual hazards during normal use. Exposure to high dust levels during installation may irritate the skin, eyes, nose, throat, or upper respiratory tract; proper personal protective gear should be worn by installer for protection.





Glacier™ and “F” Fissured™  
Cast Mineral Fiber Ceiling Panels

According to ISO 14025

## Residual Material

---

USG is helping to meet the needs of a growing world and preserve natural resources by taking back approved ceiling panels from any manufacturer and recycling them into new building products. Recycling reduces waste and relieves pressure on overburdened landfills. Incorporating renovation waste into new building products can also slow the rate at which raw materials are extracted from the land.

For the ceiling LCA study there is assumed to be a 7% waste factor during installation. All ceiling panel waste generated during installation and at end-of-life is assumed to be disposed of in an appropriate landfill. The disposal of this installation scrap was modeled in this LCA study.

## Packaging

---

USG Interiors Glacier and “F” Fissured ceiling panels are packaged using cardboard sleeves and are then wrapped in plastic shrink wrap. USG encourages the proper recycling of these packaging materials. Both the production and disposal of these packaging materials was modeled in this LCA study.

USG grid products are packaged in corrugated cardboard boxes. USG encourages the proper recycling of these packaging materials. Both the production and disposal of these packaging materials was modeled in this LCA study.

## Use Stage

---

### Use of the Ceiling Panel

---

#### Cleaning and Maintenance

GLACIER and “F” FISSURED products can be cleaned easily with a soft brush or vacuum.

#### Prevention of Structural Damage

To insure the longevity of the product, make sure that panels are not exposed to high relative humidity or high temperature. Criteria can be found in the USG warranty information specific for each product.

### Effects on the Environment and Health

---

The installed ceiling panel is static and meets the California Department of Public Health CDPH/EHLB/Standard Method Version 1.1,2010 (Emissions Testing Method for CA Specification 01350) emissions criteria for a high performance product with respect to harmful VOC emissions.

### Useful Life

---

All USG ceiling and grid products carry a lifetime (30-year) warranty. However, the useful life of ceiling panels with grid can have a service life equal to the buildings’ useful life if properly installed and maintained. For the purpose of this study the service life of the Glacier and “F” Fissured ceiling panels is considered to be 50 years.

## End-of-Life

---

### Recycling or Reuse and Disposal

---

While USG encourages recycling of its ceiling panels through its take back program, all ceiling panel waste generated during installation and at end-of-life is assumed to be disposed of in an appropriate landfill.





Glacier™ and “F” Fissured™  
Cast Mineral Fiber Ceiling Panels

According to ISO 14025

## Life Cycle Assessment

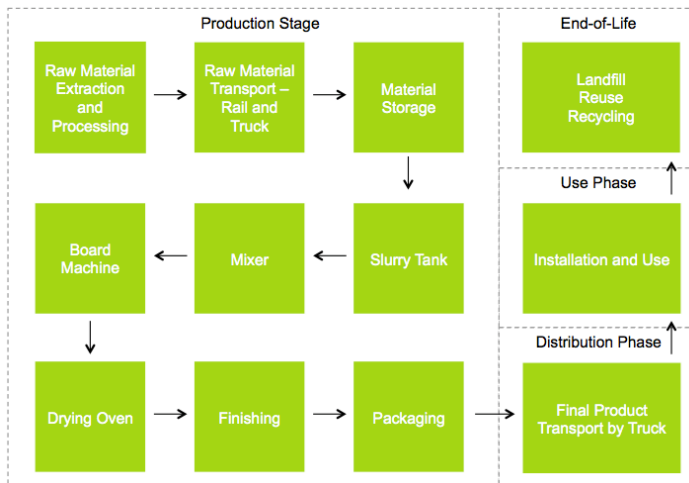
### Product System and Modeling of the Life Cycle

#### Functional Unit

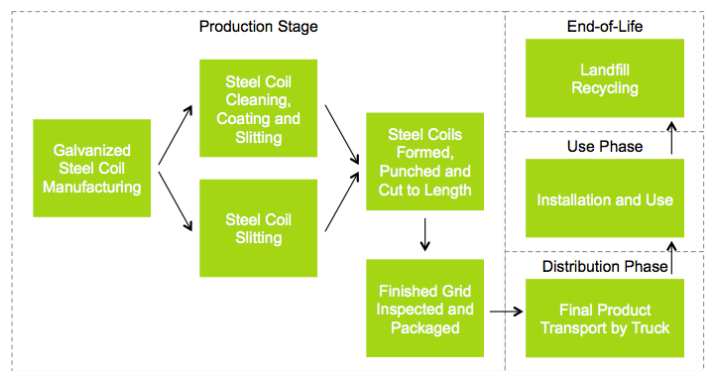
The functional unit for this cradle-to-grave LCA study on the Glacier and “F” Fissured products is one square foot (1 sf) of acoustical ceiling panel product over a lifetime of 50 years. The functional unit for the cradle-to-grave LCA study of the Intermediate Duty DX/DXL grid is one square foot (1 sf) of installed grid over a lifetime of 50 years.

#### Life Cycle Stages

##### Ceiling Life Cycle Stages



##### Grid Life Cycle Stages



#### System Boundaries

This study includes an intermediate “cradle-to-gate” LCA analysis for mineral wool production as part of the “cradle-to-grave” LCA analysis for cast ceiling panels. It covers all of the production steps from raw material extraction (i.e., the cradle) to end of life product disposal and/or recycling. This study draws on both primary plant data collected from USG’s Walworth, WI mineral wool production facility and Walworth, WI acoustic ceiling panel plant and their suppliers, as well as secondary Life Cycle Inventory (LCI) data.

The system boundaries include the following system processes in the production of mineral wool: raw material extraction, raw material production, raw material transportation, product manufacturing and waste management.

In the case of the Glacier and “F” Fissured LCA study, the system boundaries include the following system processes: raw material extraction, raw material production, raw material transportation, product manufacturing and waste management, product transportation to the distribution centers and to jobsites, installation and use of the ceiling panel and end of life product disposal and/or recycling.

Any onsite generated energy and purchased electricity is included in the system boundary. The extraction, processing and delivery of purchased primary fuels, e.g., natural gas and primary fuels used to generate purchased electricity, are also included within the boundaries of the system. The significance of ancillary materials (e.g., paints, surfactants, defoamer, packaging materials, etc.) is also included within the system boundary (subject to established cut-off criteria).





Glacier™ and “F” Fissured™  
Cast Mineral Fiber Ceiling Panels

According to ISO 14025

In the case of the grid LCA study, the system boundaries include the following system processes: production of the galvanized steel coils, transport of these coils to USG production facilities where the steel coil is cleaned, coated (optional depending on intended purpose) and slit and optionally transported to additional production facilities where the coated steel is formed into finished grid components. These finished grid components are then packaged, installed and are largely recycled at end-of-life. Any onsite generated energy and purchased electricity is included in the system boundary. The extraction, processing and delivery of purchased primary fuels, e.g., natural gas and primary fuels used to generate purchased electricity, are also included within the boundaries of the system. The significance of ancillary materials (e.g., paints, surfactants, de-foamer, packaging materials, etc.) is also included within the system boundary (subject to established cut-off criteria).

**Assumptions**

No significant assumptions have been made. All of the raw materials and energy inputs have been modeled using processes and flows that closely follow actual production raw materials and processes. All of the material and energy flows have been accounted.

**Cut-off Criteria**

The cut-off criteria for including or excluding materials, energy and emissions data of the study are as follows:

- Mass – If a flow is less than 1% of the cumulative mass of the model it may be excluded, providing its environmental relevance is not a concern.
- Energy – If a flow is less than 1% of the cumulative energy of the model it may be excluded, providing its environmental relevance is not a concern.
- Environmental relevance – If a flow meets the above criteria for exclusion, yet is thought to potentially have a significant environmental impact, it was included.

The sum of the excluded material flows did not exceed 5% of mass, energy or environmental relevance. Both the ceiling panel and grid LCAs were in compliance with the above cut-off criteria. No processes were neglected or excluded. Capital items for the production processes (machines, buildings, etc.) were not taken into consideration.

**Transportation**

Shipping distances for the key raw materials are shown below.

Transport of Ceiling Panel Raw Materials		
Raw Material	Distance (miles) <sup>2</sup>	Mode of Transport
Slag (Post-Industrial)	< 150	Truck
Mineral Wool	0	N/A
Starch	< 150	Rail
Stucco	< 350	Truck

Transport of Grid Raw Materials		
Raw Material	Distance (miles) <sup>2</sup>	Mode of Transport
Hot-dipped Galvanized Steel Coil	< 500 (volume weighted average)	Truck
Pigmented Coating	< 750 miles	Truck

2. Shipping distances (rounded up to the next highest 50 miles) for the key raw materials are shown above. Actual distances were used in the analysis.





Glacier™ and “F” Fissured™  
Cast Mineral Fiber Ceiling Panels

According to ISO 14025

## Period Under Consideration

The study includes an intermediate “cradle-to-gate” life cycle assessment for the production of mineral wool used in the production of the GLACIER and “F” FISSURED products. The study also includes a “cradle-to-grave” life cycle assessment for the GLACIER and “F” FISSURED acoustical panels. Both LCA studies draw on both primary plant data, collected from USG’s Walworth, WI mineral wool production facility and from USG’s cast acoustic ceiling operation and from their suppliers, as well as secondary US life cycle inventory (LCI) data. The primary life cycle inventory data was collected over a one-year period and represents plant data for the 2011 and/or 2012 years.

The study also includes the results of a “cradle-to-grave” life cycle assessment for the Intermediate Duty DX/DXL grid. It draws on both primary plant data, collected from USG’s grid production facilities and from their suppliers, as well as secondary US life cycle inventory (LCI) data. The primary life cycle inventory data was collected over a one-year period and represents plant data for the 2011 and/or 2012 years.

## Background Data

The LCA models used for both studies were created using the GaBi 6 software developed by PE International GmbH. The GaBi database provided the life cycle inventory data for several of the raw materials used in mineral wool and ceiling panel production.

## Data Quality

The quality of data used in this LCA study is considered to be “good to high” quality. All of the data for mineral wool production, ceiling panel production and grid production is taken from the 2011 and 2012 production years. All relevant production steps have been modeled. All raw material and energy inputs were taken directly from plant data and represent the actual usages used in the production of these products. All secondary processes taken from the GaBi database are representative of the technologies used in the ceiling panel processes, are geographically relevant and are less than 10 years in age. These processes have been critically reviewed by PE for consistency, precision and reproducibility. No significant assumptions have been made.

## Allocation

There were no allocations of co-products necessary for this study.

## Notes on the Use Stage

All USG ceiling products carry a lifetime (30-year) warranty. However, the useful life of ceiling panels and grid, properly maintained and cleaned, can be expected to have a service life equal to that of the building, here assumed to be 50 years.

## End-of-Life Scenario

While USG encourages recycling of its ceiling panels through its take back program, all ceiling panel waste generated at end-of-life is assumed to be disposed of in an appropriate landfill.

## Description of the Assessment Results and Analysis

---

### Life Cycle Stages Assessed

1. Production
2. Distribution
3. Installation and Use
4. End-of-Life





Glacier™ and “F” Fissured™  
Cast Mineral Fiber Ceiling Panels

According to ISO 14025

**Primary Energy by Life Cycle Stage**

Impact Category	Unit	Production	Distribution	Installation	End-of-Life	Total
Primary Energy	MJ	19.81	1.46	0.02	0.27	21.56

Impact Category	Unit	Production	Distribution	Installation	End-of-Life	Total
Primary Energy	%	91.9	6.8	0.1	1.2	100.0

**Non-renewable Primary Energy by Life Cycle Stage**

Primary Non-renewable Energy of All Life Cycle Stages by Source per Square Foot Produced						
Type	Unit	Production	Distribution	Installation	End of Life	Total
Hard Coal	MJ	4.93	0.02	0.00	0.01	4.96
Lignite	MJ	0.13	0.00	0.00	0.01	0.14
Natural Gas	MJ	9.54	0.11	0.00	0.04	9.70
Oil	MJ	0.98	1.32	0.02	0.19	2.51
Uranium	MJ	0.87	0.01	0.00	0.01	0.88
Total	MJ	16.45	1.70	0.02	0.26	18.19

Primary Non-renewable Energy of All Life Cycle Stages by Source per Square Foot Produced						
Type	Unit	Production	Distribution	Installation	End of Life	Total
Hard Coal	%	30.0	1.0	6.3	5.4	27.3
Lignite	%	0.8	0.1	2.4	2.3	0.8
Natural Gas	%	58.0	7.5	18.0	16.5	53.3
Oil	%	6.0	91.0	70.3	73.3	13.8
Uranium	%	5.3	0.4	3.0	2.5	4.9
Total	%	100.0	100.0	100.0	100.0	100.0

**Renewable Primary Energy by Life Cycle Stage**

Primary Renewable Energy of All Life Cycle Stages by Source per Square Foot Produced						
Type	Unit	Production	Distribution	Installation	End of Life	Total
Hydropower	MJ	0.16	0.00	0.00	0.00	0.17
Wind Power	MJ	0.08	0.00	0.00	0.00	0.08
Solar Power	MJ	3.09	0.01	0.00	0.01	3.11
Geothermics	MJ	0.03	0.00	0.00	0.00	0.03
Total	MJ	3.35	0.01	0.00	0.01	3.37

Primary Renewable Energy of All Life Cycle Stages by Source per Square Foot Produced						
Type	Unit	Production	Distribution	Installation	End of Life	Total
Hydropower	%	4.6	22.8	11.9	11.6	4.7
Wind Power	%	2.3	6.1	15.0	13.5	2.3
Solar Power	%	92.2	68.5	73.0	74.6	92.1
Geothermics	%	0.9	2.6	0.1	0.2	0.9
Total	%	100.0	100.0	100.0	100.0	100.0





Glacier™ and “F” Fissured™  
Cast Mineral Fiber Ceiling Panels

According to ISO 14025

**Water and Waste Consumption by Life Cycle Stage**

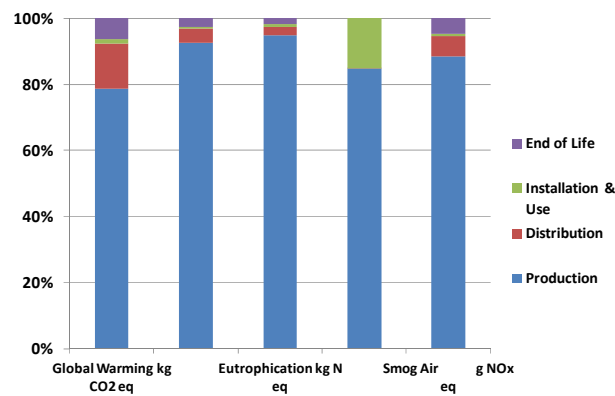
Impact Category	Unit	Production	Distribution	Installation	End-of-Life	Total
Water Consumption	kg (L)	20.27	0.14	0.02	0.05	20.48

Impact Category	Unit	Production	Distribution	Installation	End-of-Life	Total
Waste Generation	kg (L)	0.748	0.009	0.054	0.694	1.505

**Life Cycle Impact Assessment**

Impact Assessment Method: TRACI			
Impact Measure	GLACIER and “F” FISSURED Ceiling Panel	Intermediate Duty DX/DXL Grid	Total for Grid and Ceiling Panels
Global warming (kg CO2 eq)	0.765	0.222	0.987
Acidification (H+ moles eq)	0.152	0.0396	0.191
Eutrophication (kg N eq)	3.11E-04	1.03E-04	4.14E-04
Ozone depletion (kg CFC-11 eq)	4.30E-10	1.88E-08	1.93E-08
Smog (g NOx eq)	1.39E-06	4.59E-07	1.85E-06
Impact Assessment Method: CML			
Global warming (GWP100) (kg CO2 eq)	0.765	0.222	0.987
Acidification (kg SO2eq)	2.83E-03	7.34E-04	3.56E-03
Eutrophication (kg PO4 eq)	3.83E-04	1.07E-04	4.90E-04
Ozone layer depletion (ODP) (kg CFC-11 eq)	6.04E-10	1.61E-08	1.67E-08
Photochemical oxidation (kg C2H4 eq)	3.17E-04	9.54E-05	4.12E-04

**Impact Assessment Method: TRACI**





Glacier™ and “F” Fissured™  
Cast Mineral Fiber Ceiling Panels

According to ISO 14025

## Interpretation

---

### Production Process Impacts

The LCA study on the Glacier and “F” Fissured ceiling panels was dominated by the production stage. Mineral wool represented the highest impact of the raw materials. Gas usage during the core drying stage was the key input influencing the LCIA results. The high overall usage of gas during drying is directly related to the amount of evaporative water carried into the drier in the wet basemat. Improvements are being directed at minimizing this water load and also improving overall heat recovery measures employed in this process.

### Installation Stage

Installation impacts were associated with transport of the 7% install scrap to a proper landfill for disposal and the associated landfill impacts. These installation impacts can be minimized by extending USG’s ceiling panel take-back program to include the recovery and recycling of install scrap material.

### Use Stage

Because of the standard usage of this product, there were no impacts associated with the use stage.

### End of Life Impacts

End-of-life impacts were associated with transport of the ceiling panels to a proper landfill for disposal and the associated landfill impacts. These end-of-life impacts can be minimized by gaining wider acceptance and use of USG’s ceiling panel take-back program thereby eliminating the landfill impacts.

## Additional Information, Evidence and Test Results

---

### Biopersistence of Mineral Wool Fibers

Slag wool fiber, based on its solubility and particle size, has been classified as “not classifiable as to its carcinogenicity to humans” (Group 3) by the International Agency for Research on Cancer (IARC). Primary routes of exposure are inhalation, eyes, and skin. Follow installation instruction and MSDS to reduce any effects.

### VOC Emissions

USG certifies that Glacier and “F” Fissured ceiling panels are Zero -Emitting, defined as below the emissions of the concentrations for each individual volatile organic compound as specified in the *Standard Method for the Testing and Evaluation of Volatile Organic Chemical Emissions from Indoor Sources using Environmental Chambers Version 1.1* [CDPH/EHLB/Standard Method V1.1 (February 2010); aka, chamber testing portion of CA Section 01350] and ASTM Guide D5116-06.







Glacier™ and “F” Fissured™  
Cast Mineral Fiber Ceiling Panels

According to ISO 14025

## References

---

PCR	Product Category Rules for Environmental Product Declarations – ceiling panels for suspended ceiling systems. Confirmed by IBU Advisory Board October, 2010
IBU 2006	Leitfaden Umwelt-Produktdeklarationen (Ausgabe 20.01.2006) für die Formulierung der produktgruppen-spezifischen Anforderungen der Umwelt- Produktdeklarationen (Typ III) für Bauprodukte, (Guideline for Setting Up the Product Category Requirements of AUB Declarations (Type III) for Construction Products) Institut Bauen und Umwelt e.V. bau-umwelt.com

## Standards and Laws

---

ISO 14025	ISO 14025: 2007-10, Environmental Labelling and Declarations - Type III - Environmental Declarations - Principles and Procedures (ISO 14025:2006); German and English version
ISO 14040	ISO 14040:2006-10, Environmental management - Life cycle assessment - Principles and framework (ISO 14040:2006); German and English version EN ISO 14040:2006
ISO 14044	ISO 14044:200610, Environmental management - Life cycle assessment - Requirements and guidelines (ISO 14044:2006); German and English version EN ISO 14044:2006

