

Donn® Suspension Systems

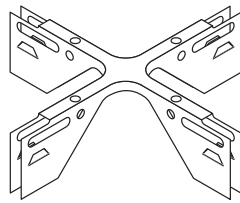


4-Way Seismic Separation Joint Clip

Description

The DONN® Brand DH4 seismic separation joint clip is designed to provide the most robust hold in the most stringent seismic design categories. Seismically tested and listed in PEI Evaluation Report, PER-12060.

4-Way Seismic Separation Joint Clip



Features & Benefits

- Meets or exceed all national code requirements.
- Fulfills requirements for IBC Seismic Design Categories D, E, and F.
- Provides evidence of compliance (and greatly exceed) ICC Evaluation Service, Inc. (ICC-ES) AC156 and AC368 requirements.
- Clip placement is over the bulb of the tee and does not interfere with light fixtures.
- Fastener holes and expansion slots enable fail-safe installation.
- Concealing tee-face sleeves offered for use with DX/DXL 15/16" systems, CENTRICITEE™ DXT 9/16" systems, FINELINE® DXF Systems with 1/4" Reveal, FINELINE® DXFF Systems with 1/8" Reveal, and DXI Identitee™ Systems.
- Allows for a full size acoustical panel at the separation joint.
- Non-directional and can be used on either main tees or cross tees.
- No extra hanger wires are required.
- No special fasteners are required.
- Maintains squareness and strength of suspension system.
- One-piece, solid construction.
- Laboratory-tested to greatly exceed all structural and seismic requirements including tension, compression and tee fallout.
- Offers an aesthetically attractive option to traditional control joints. Maintains clean uninterrupted look.

Applications

- All interior general use areas
- With DONN suspension systems, DX®/DXL™, FINELINE® (DXF), FINELINE® 1/8 (DXFF), CENTRICITEE™ (DXT), DXLA™, DXI IDENTITEE™ and ZXLA™ (Environmental).

Performance

The DH4 seismic separation clip sustained tremendous forces in tension and compression testing, far greater than would be experienced in a seismic event.

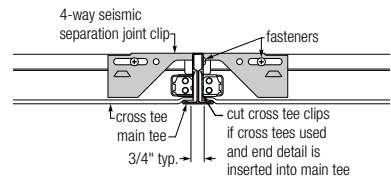
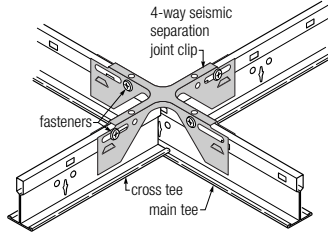
ACM7 Seismic Clip Performance

Test	Failure Criteria	Result
Tension Test	Tee fallout/ displacement	> 300 load (lbs.). Test stopped to protect equipment; failure load will exceed this level.
Compression Test	Tee fallout/ displacement	> 400 load (lbs.). Test stopped to protect equipment; failure load will exceed this level.

Construction

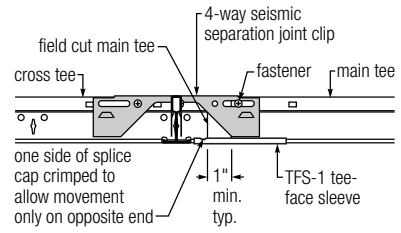
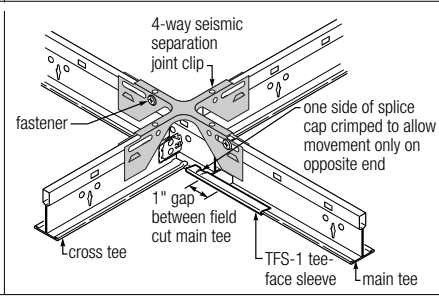
4-Way Seismic Separation Joint Clip

A one-piece, multi-directional fastener with a slot that secures the tee while allowing separation-joint movement. This clip sits on top of bulb, avoiding interference with light fixtures and ceilings panels.

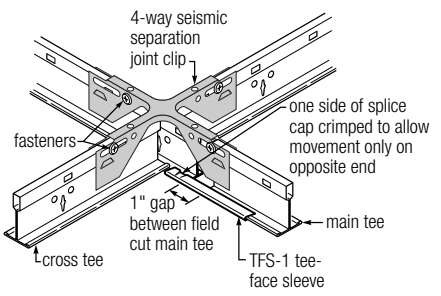
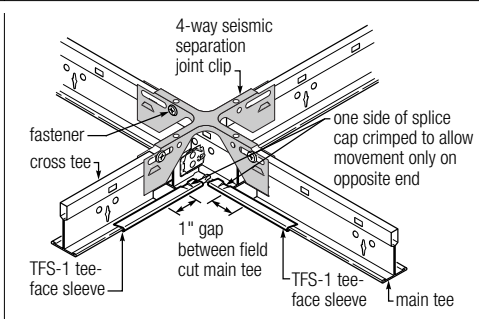


For additional clearance 1/2" DXW may be used.

Alternative Application



Adjacent Separation Joints



Submittal Approvals

Job Name	
Contractor	Date

Physical Data/ Footnotes

Material
Hot-dipped galvanized steel.

Recycled content
25%. For details, see the Sustainability selector.

Installation
Must be installed in compliance with ASTM C636, C156, and standard industry practices.

Limitations
The performance of Donn DH4 4-way seismic separation joint clip and systems is based on the specific combination of superior components, and design and installation methods shown. Components from other manufacturers were not evaluated, and their use or any mixed use is not recommended.

ICC Evaluation Service, Inc., Report Compliance
Suspension systems manufactured by USG Interiors, LLC, have been reviewed and are approved by listing in ICC-ES Evaluation Report 1222.

Evaluation Reports are subject to reexamination, revision and possible cancellation. Please refer to usgdesignstudio.com or 800 USG.4YOU for current reports.

L.A. Research Report Compliance
Donn brand suspension systems manufactured by USG Interiors, LLC, have been reviewed and are approved by listing in the following L.A. Research Report number: 25764.

Progressive Engineering Inc. Evaluation Report Compliance
Seismically tested and listed in PEI Evaluation Report, PER-12060.

AC156 Disclaimer
The current ICC-ES acceptance criterion (AC) used for the testing and evaluation of seismic clips is AC156, Acceptance Criteria for Seismic Qualification by Shake-Table

Testing of Nonstructural Components and Systems. AC156 was not specifically designed to provide testing guidelines or pass/fail criteria for acoustical suspension systems in a seismic event. However, in the absence of a specific AC for this purpose, ICC-ES allowed AC156 to act as the basis for all seismic testing and evaluation for the acoustical ceiling suspended ceilings industry.

Code Compliance
Testing and evaluation performed at the University at Buffalo (SUNY), the Department of Civil, Structural and Environmental Engineering – Structural Engineering and Earthquake Simulation Laboratory (SEESL) and the Earthquake Engineering Research Center (EERC) University of California, Berkeley qualify the performance of these systems according to the AC156 – Seismic Qualification Specification, and AC368 – Acceptance Criteria for Suspended

Ceiling Framing Systems. Several alternative materials, designs and methods of construction were evaluated and tested. Results of this investigation indicates that these tested alternative designs are at least the equivalent of that prescribed in the code for quality, strength, effectiveness, fire resistance, durability and safety. These alternative designs are at least equivalent to the criteria set forth in AC156 and AC368, and otherwise demonstrate compliance with the performance features of the codes. The data and test results presented provide technical evidence on which a code official can base approval.

Note
We shall not be liable for incidental and consequential damages, directly or indirectly sustained, nor for any loss caused by application of these goods not in accordance with current printed instructions or for other than the intended use. Our liability is

expressly limited to replacement of defective goods. Any claim shall be deemed waived unless made in writing to us within thirty (30) days from date it was or reasonably should have been discovered.

Note
The University of Buffalo and the University of California do not endorse specific products.

Construction Details
Please see SC2496 for construction details.

Safety First!
Follow good safety/industrial hygiene practices during installation. Wear appropriate personal protective equipment. Read MSDS and literature before specification and installation.



Manufactured by USG Interiors, LLC
550 West Adams Street
Chicago, IL 60661

usg.com
seismicceilings.com
sustainableceilings.com
usgdesignstudio.com

The following are trademarks of USG Interiors, LLC, or a related company: CENTRICTEE, DONN, DX, DXI, DXL, DXLA, DXT, FINELINE, IDENTITEE, USG, USG in stylized letters and ZXLA.

AC3271 rev. 6-13
© 2013, USG Interiors, LLC
Printed in U.S.A.