

USG SHEETROCK® BRAND ACOUSTICAL SEALANT



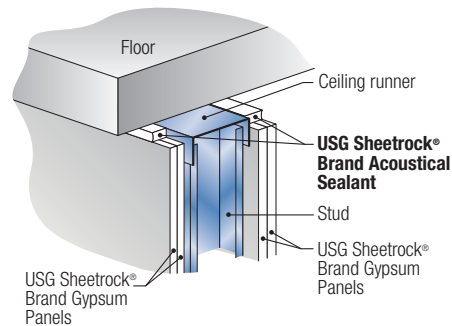
DESCRIPTION

Makes promised ratings a reality

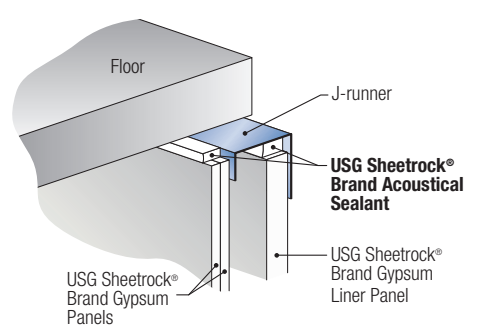
- Excellent sound-flanking material (supports high STC ratings)
- Superior performance as a fire caulk in UL Classified joint and through-penetration firestop systems
- Ideal for use in smoke and/or sound assemblies
- Meets ASTM C834 specifications for latex sealants
- Grade 0°F (-18°C) low temperature flexibility, strong bond
- Low VOC

USG Sheetrock® Brand Acoustical Sealant is an acrylic, latex-based sound caulk for use as a sealant in fire-rated partitions, smoke barriers and sound-rated assemblies.

HW-D-0262 – Conventional Wall



HW-D-0603 – Shaft Wall



UL SYSTEMS JOINT SYSTEMS

Conventional Wall: BW-S-0013, BW-S-0016, BW-S-0022, BW-S-0026, HW-D-0001, HW-D-0002, HW-D-0262, HW-D-0372, HW-D-0504, HW-D-0506, HW-D-0515, HW-D-0513, HW-D-0518, HW-D-0525, HW-D-0577, HW-D-0584, HW-D-0603, HW-D-0609, HW-D-0610, HW-D-0611, HW-D-0613, HW-D-0626, HW-D-0627, HW-D-0628, HW-D-1110, HW-S-0009, HW-S-0010, HW-S-0032, HW-S-0035, HW-S-0089, HW-S-0094, HW-S-0096, HW-S-0097, HW-S-0098, HW-S-0099, HW-S-0100, HW-S-0101, WW-S-0058, WW-S-0062

Shaft Wall: HW-D-0603, HW-D-0609, HW-D-0610, HW-D-0611, HW-D-0612, HW-D-0613, BW-S-0016

THROUGH-PENETRATION FIRESTOP SYSTEMS

C-AJ-1020, W-L-1064 and W-L-1087

ADVANTAGES

- Versatile:** Easily applied on vertical and horizontal surfaces without sagging, even overhead.
- Sound Tested:** As an integral component to maintain high STC/MTC ratings in partitions.
- Surface-Burning Characteristics:** Classified by UL with flame spread of 0 and smoke developed of 0.
- For Use in Fire-Resistant, Sound and Smoke Partitions:** Acceptable for use at the perimeter of most wood- and steel-stud wall assemblies.
- Remains Flexible:** Dries tough but stays resilient to “give” with movement.
- High Adhesion:** Bonds tenaciously to a variety of surfaces.
- Attractive Appearance:** Product is nonstaining.
- Easy to Dispense:** Good working properties ensure fast, efficient application with hand-gun equipment.
- Excellent Physical Properties:** Won't sag on vertical surfaces; good open time; long shelf life.
- Easy Cleanup:** Latex-based for cleanup with soap and water before drying.
- UL Classified As:** A material for use as a fill, void or cavity in fire-resistant joint and through-penetration firestop systems.

LIMITATIONS

1. Not to be applied to moist areas where frost or condensation is present or in direct contact with water.
2. Protect container from freezing and extreme heat.
3. Maintain 55°F (13°C) minimum temperature within the building during and after installation.
4. Product should be stored at a temperature neither below 41°F (5°C) nor exceeding 80°F (26.7°C).
5. Not to be used in applications where the surrounding materials (partitions, floors, penetrations, etc.) will exceed sustained temperatures of 125°F (52°C).
6. Not for use with CPVC or PVC products.
7. For through wall penetration designs where piping is installed either concentrically or eccentrically within a cylindrical sleeve application, the design professional shall specify, at least, 1) A “vented” sleeve that allows egress of moisture from the sleeve module; 2) A spacer, packing material, or backer rod that is compatible, non-reactive, and/or non-conductive between the cylindrical outer sleeve and pipe material. The spacer, packing material, or backer rod shall also serve the function of preventing the pipe material from contacting the outer sleeve material.
8. Consult with manufacturer of adjoining materials for compatibility.
9. Not intended to be painted. Sealant will shrink during curing process.
10. Do not apply USG Sheetrock® Brand Acoustical Sealant in areas where abuse or abrasion of a sealant is likely.
11. There may be discoloration of sealant when in contact with certain types of metal such as copper.

DIRECTIONS

PREPARATION

Before handling, read Safety Data Sheet and product label for safe usage and health information. Installation of USG Sheetrock® Brand Acoustical Sealant should not begin until building is enclosed and building temperatures are maintained at 55°F (13°C) minimum. Provide adequate ventilation to carry off excess moisture to insure adequate drying. The performance and adhesion of sealants will be only as good as the surface of which it is applied. Surfaces of the opening and any penetration items to be caulked must be sound, clean, dry and free of dust, debris and moisture to insure proper adhesion.

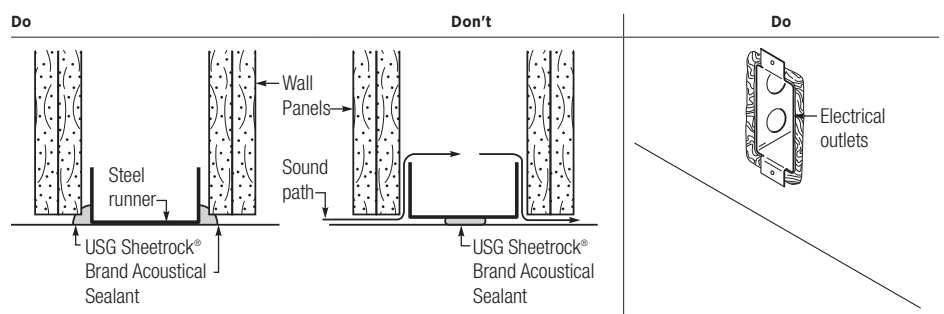
APPLICATION

USG Sheetrock® Brand Acoustical Sealant shall be applied in accordance with ASTM C919 using conventional caulking equipment. In joint and firestop systems, apply the USG Sheetrock® Brand Acoustical Sealant to minimum thickness specified in the individual fire-rated system.

In shaftwall applications, the maximum separation between bottom of floor and top of liner panel is 1" (25mm). Maximum separation between bottom of floor and top of gypsum board sheets at time of installation of joint system is 5/8" (16mm). The joint system is designed to accommodate a maximum 25% compression or extension from its installed width on the finished side of the wall.

For all other joints, the sealant application should be specified by a design professional who should give consideration to using a backer rod or bond tape where the gap exceeds 5/8". For through-wall penetration designs where piping is installed either concentrically or eccentrically within a cylindrical sleeve application, the design professional shall specify a spacer, packing material, or backer rod that is compatible / non-reactive with both cylindrical outer sleeve and pipe material. The space, packing material, and backer rod shall also serve the function of preventing pipe from contact with the outer sleeve. In joints too shallow to take a backer rod, use a bond breaker tape to prevent three-sided adhesion.

In acoustical applications, apply 1/4" (6mm) minimum bead of sealant to seal perimeter of partition. Apply continuous bead of USG Sheetrock® Brand Acoustical Sealant around all openings and partition intersections. In penetration applications that are not covered in an individual fire-rated system, the thickness of the sealant applied within the opening should be no less than 1/4" and no greater than 5/8" flush with the top surface of the floor or sides of the wall.



PRODUCT DATA

Testing and Classification: Meets ASTM C834 Standard Specification for Latex-Based Sealing Compounds tested in accordance with ASTM C731, ASTM C732, ASTM C734, ASTM C736, ASTM D2202, ASTM D2203 and ASTM D2377. Also tested in accordance with ASTM E84 (surface-burning characteristics), ASTM E90 (sound tests) and ASTM E1966 (fire-resistant joint systems). ASTM E814 (through-penetration firestop systems).

Surface-Burning Characteristics: 0/0 (flame spread/smoke developed)

Color: Off-white

Solids: 73% ± 3%

Weight: 13.4 lbs./gal. (1.6Kg/L in container)

pH: 8.5–9.5

VOC: 15 g/L

Shelf Life: One year (in original, unopened container) under good storage practices.

Note: See #4 under Limitations.

Coverage (approximate): 85 linear ft. of 1/4" bead/29 oz. ctdg.; 37 linear ft. of 3/8" bead/29 oz. ctdg.; 22 linear ft. of 1/2" bead/29 oz. ctdg.; 11 linear ft. of 5/8" bead/29 oz. ctdg.; 392 ft. of 1/4" bead/gal.; 174 ft. of 3/8" bead/gal.; 98 ft. of 1/2" bead/gal.

Packaging: 29 oz. (850 ml) cartridge; 5 gal. (18.9 L) pail.

GOOD DESIGN PRACTICES

1. INSPECTIONS

Periodic inspection of all sealant applications including fire-rated barriers is recommended to make sure that any new openings, modifications of previously installed seals, or areas exhibiting physical damage have been properly sealed or repaired.

2. SOUND TESTS

Sound tests are conducted under laboratory conditions per ASTM procedures. Comparable field performance depends upon careful attention to details and workmanship. USG Sheetrock® Brand Acoustical Sealant should be used to seal all assemblies used for sound control and all assembly cutouts, such as those for electrical boxes. Back-to-back penetrations of the diaphragm, flanking paths, door and borrowed-light openings should be avoided.

3. METAL DOOR AND BORROWED-LIGHT FRAMES

Apply a continuous bead of USG Sheetrock® Brand Acoustical Sealant inside door frame throat just before inserting facing panel into frame. Do not terminate gypsum panel against trim return.

4. ADDITIONAL INFORMATION

See publications in USG Architectural Reference Library; (SA100), *Construction Selector*; (SA927), *Gypsum Panels and Accessories* (for information on system components); (SA727), *USG Fire Stop Systems*; (SA926), *USG Shaft Wall Systems Catalog*; and usgdesignstudio.com/sealant-fire-tests.asp.

SUBMITTAL APPROVALS

Job Name	
Contractor	Date

CAUTION

Spray or dust may cause irritation to eyes, skin, nose, throat and upper respiratory tract. Use only in a well-ventilated area, or wear a NIOSH/MSHA-approved respirator. Wear eye protection. If eye contact occurs, flush thoroughly with water for 15 minutes. If on skin: Wash with plenty of water. If swallowed and/or irritation persists, call physician. For more information call Product Safety: 800-507-8899 or see the SDS at usg.com

KEEP OUT OF REACH OF CHILDREN.

TRADEMARKS

The trademarks USG, SHEETROCK, IT'S YOUR WORLD. BUILD IT., the USG logo, the design elements and colors, and related marks are trademarks of USG Corporation or its affiliates.

INTERNATIONAL FIRESTOP COUNCIL and THE SOURCE OF FIRESTOP EXPERTISE are registered trademarks and used with expressed permission.

NOTE

Products described here may not be available in all geographic markets. Consult your USG Company sales office or representative for information.

NOTICE

We shall not be liable for incidental and consequential damages, directly or indirectly sustained, nor for any loss caused by application of these goods not in accordance with current printed instructions or for other than the intended use. Our liability is expressly limited to replacement of defective goods. Any claim shall be deemed waived unless made in writing to us within thirty (30) days from date it was or reasonably should have been discovered.

SAFETY FIRST!

Follow good safety and industrial hygiene practices during handling and installation of all products and systems. Take necessary precautions and wear the appropriate personal protective equipment as needed. Read Safety Data Sheets and related literature on products before specification and/or installation.



800.USG.4YOU
800 (874-4968)
usg.com

Manufactured by
United States Gypsum Company
550 West Adams Street
Chicago, IL 60661

J678-USA-ENG/rev. 8-16
© 2016 USG Corporation and/or
its affiliates. All rights reserved.
Printed in U.S.A.

USG
IT'S YOUR WORLD. BUILD IT.®