



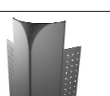




# USG Paper Faced Metal Bead and Trim

## Accessories and Application Tools

For the most beautiful, cost-effective and problem-free drywall corners, choose USG Paper Faced Metal Bead and Trim. Installation is easy, and these products offer superior performance, eliminating costly and time-consuming callbacks and ensuring customer satisfaction. For even greater convenience, a variety of corner caps and application tools is available through drywall supply dealers.


PLA-Cor® Plastic Corner Caps	Example	Style	Radius	Model No.	
3-Way Cap		Outside Corner	Bullnose	3/4"	384, 385
				1/2"	345, 346
		Outside Corner	90°	—	390
		Off-Angle Outside Corner	Bullnose	3/4"	134,135
				1/2"	145
1-1/2"				187	
	Off-Angle Outside Corner	90°	—	190	
2-Way Cap		Inside Corner	Bullnose	3/4"	284, 285
				1/2"	245, 246
				1-1/2"	287
		Off-Angle Inside Corner	Bullnose	3/4"	235
Overlap Transition Cap (No bead trimming required)		Bullnose to 90°	2-1/2" Baseboard	3/4"	690
			4-1/4" Baseboard	3/4"	790
			4-1/4" Baseboard	1-1/2"	890
			4-1/4" Baseboard	1/2"	590
Transition Cap		Bullnose to 90°	2-1/2" Baseboard	3/4"	8490, 8590
			2-1/2" Baseboard	1-1/2"	8790
Inside Bullnose (SLIC), 3/4" radius		2 In 1 Out 135°	– Two inside corners intersect outside corner at 135° angles		
		2 In 1 Out BN90	– Two inside corners intersect outside corner at 90° angles		
		2 Out 1 In BN90	– Two outside corners intersect one inside corner at 90° angles		
		3 In 0 Out 135°	– Three inside corners intersect at 135° angles		
		3 In 0 Out BN90	– Three inside corners intersect at 90° angles		

**Multi-Use Hopper**



Multi-use hopper includes all hardware for 90° and 3/4" bullnose tape-on corners. Also available: 1-1/2" bullnose accessory hardware.


**Roller Tools**



Save time and money with high-quality roller tools that make precise corner trim alignment fast and easy.

- |                                     |                                  |
|-------------------------------------|----------------------------------|
| <b>A.</b> Inside Corner Roller      | <b>D.</b> Inside Roller Kit      |
| <b>B.</b> Bullnose Corner Roller    | <b>E.</b> Bullnose Roller Kit    |
| <b>C.</b> 90° Outside Corner Roller | <b>F.</b> 90° Outside Roller Kit |

**Tape-On Application Accessories**



**Note:** Angle Box pictured at top of photo is for display purposes only.

A series of applicator heads that save time and material by evenly applying joint compound directly to the wallboard. Can be used with existing angle boxes.

- |                                  |                                   |
|----------------------------------|-----------------------------------|
| <b>A.</b> 90° Outer Corner Head  | <b>E.</b> Offset Outside Head     |
| <b>B.</b> 90° Inside Corner Head | <b>F.</b> Offset Inside Head      |
| <b>C.</b> 90° Bullnose Head      | <b>G.</b> 102° Offset Inside Head |
| <b>D.</b> L-Trim Head            |                                   |

