

# USG DRYWALL SUSPENSION SYSTEM

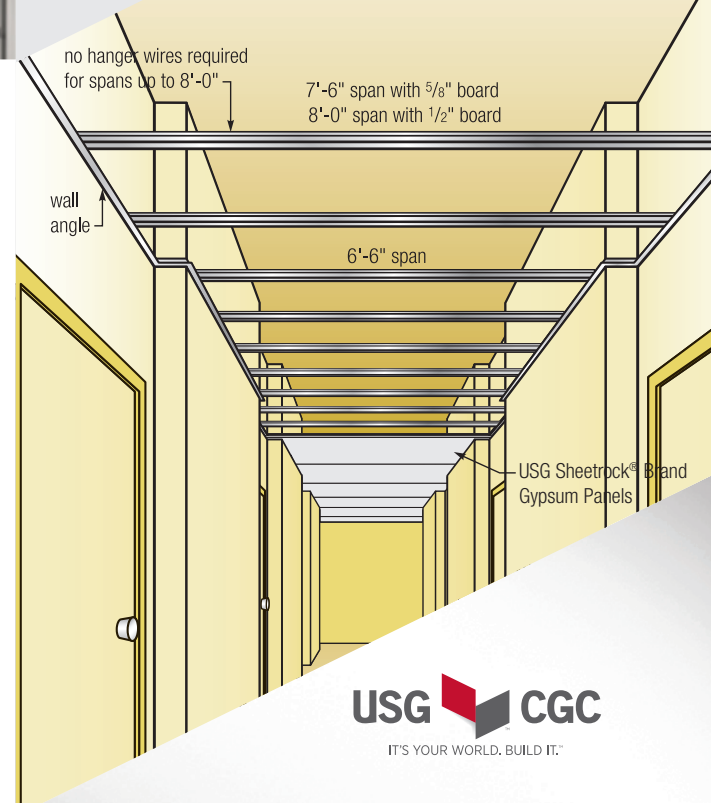
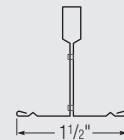
WALL-TO-WALL



USG Wall-to-Wall Drywall  
Suspension System/USG Sheetrock®  
Brand Gypsum Panels

TO ORDER SAMPLES, GO TO [USG.COM](http://USG.COM) OR [CGCINC.COM](http://CGCINC.COM)

## PROFILE



## FEATURES AND BENEFITS

- Simplifies construction for corridors and small rooms.
- Eliminates hanger wires and cross tees for unsupported spans up to 8' with 1/2" drywall and 7'-6" with 5/8" drywall.
- Pre-engineered components allow easy transition between ceiling types and elevations.
- Min. G40 hot-dipped galvanized system, G90 available.
- Standard and custom lengths available.
- Manufactured in accordance with ASTM C635.

## APPLICATIONS

- Condominiums and apartments
- Healthcare
- Education
- Hotels
- Dormitories
- Office

# USG DRYWALL SUSPENSION SYSTEM

## WALL-TO-WALL



ORDER SAMPLES/LITERATURE  
USG: [samplitt@usg.com](mailto:samplitt@usg.com)  
fax: 888 874-2348 | [usg.com](http://usg.com)  
CGC: contact Sales Representative

FOR MOST UP-TO-DATE  
TECHNICAL INFORMATION  
AND LEED REPORT TOOL  
[usgdesignstudio.com](http://usgdesignstudio.com)  
[cgcdesignstudio.com](http://cgcdesignstudio.com)

TECHNICAL SERVICES  
800.USG.4YOU (874-4968)

30 YEAR LIMITED SYSTEM WARRANTY  
• No Visible Sag  
• Mold/Mildew Protection

### Load Test Data<sup>1</sup>

	Length	Height	Face Width	Item No.	Fire Rating	Simple Span L/240 Uniform Load (lb./LF)					
						4'	5'	6'	7'	7'-6"	8'
<b>DGW</b> 	6'	1.617"	1-1/2"	DGW26s	Class A	29.84	15.28	8.84	5.57	4.53	3.73
	8'										
	10'										
	12'										
	14'										
Custom											
	12'	1-1/2"	1"	DGWM24	—	—					
	12'	1-5/8"	1"	DGCM27	—	—					



\* See AC3152 for additional main tee splice options.

### SYSTEM COMPONENTS

Straight Tee



Moldings<sup>3</sup>



### ACCESSORY

DGSC180 Splice Clip

### MEMBRANE LOADS

Span	O.C. Spacing (in.)	Maximum Load (lb./SF)
2'	16	179.04
	24	119.36
4'	16	22.38
	24	14.92
5'	16	11.46
	24	7.64
6'	16	6.63
	24	4.42
7'	16	4.18
	24	2.78
7'-6"	16	3.40
	24	2.26
8'	16	2.80
	24	1.86
	24	14.92*
10'	16	11.46*
	24	7.64*
12'	16	6.63*
	24	4.42*
16'	16	2.8*
	24	1.86*
	24	4.42**

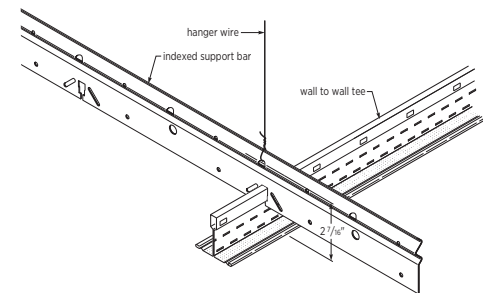
### VERTICAL SUPPORT

Tee Spacing	Drywall	Span	Support Requirement
16" o.c.	1/2"	up to 8'	None
		8'-1"-16"***	Midspan
		16'-1"-24"***	Two supports at 1/3 points
16" o.c.	5/8"	up to 7'-6"	None
		7'-7" to 15"***	Midspan
		15'-1" to 22'-6"***	Two supports at 1/3 points
24" o.c.	5/8"	up to 6'-6"	None
		6'-7" to 13'	Midspan
		13'-1" to 19'-6"***	Two supports at 1/3 points

### Notes

- \*Vertical support at midspan.
- \*\*Two vertical supports at 1/3 point.
- \*\*\*Spans greater than 14' require main-tee splice. Use DGSC180 splice clip or alternative splicing options described in system brochure AC3152.

### Typical ISB019 installation on DWG Main Tee.



### PHYSICAL DATA/ FOOTNOTES

**Product literature and samples**  
Data sheet: AC3230, AC3112  
System brochure: AC3152

**Finishes**  
Galvanized.

**Online tools**  
[usgdesignstudio.com](http://usgdesignstudio.com) or [cgcdesignstudio.com](http://cgcdesignstudio.com)

**Material**  
Min. G40 double-web tee, G40 hot-dipped galvanized steel.

**Installation**  
Install according to ASTM C636, ASTM E580, CISCAs and USG requirements. Alternate installation methods may be used when approved by the authority having jurisdiction.

### Notes

- Load test data shows uniform load in lb./LF based on simple span tests in accordance with ASTM deflection limit on L/240.
- Attachment to wall structure is critical.
  - Members conform to performance standard C645.
  - Installation per ASTM C636.
  - Installation per ASTM C754.
  - ISB109 for use with USG Wall-to-Wall System only. Main tees must be supported on both ends.

### Notice

The information in this document is subject to change without notice. CGC Inc. or USG Corp. assumes no responsibility for any errors that may inadvertently appear in this document.

AC3230/rev. 11-16  
© 2016 USG Corporation and/or its affiliates. All rights reserved. Printed in U.S.A.

Manufactured by USG Interiors, LLC  
550 West Adams Street  
Chicago, IL 60661

The trademarks USG, CGC, SHEETROCK, IT'S YOUR WORLD. BUILD IT, the USG/CGC logo, the design elements and colors, and related marks are trademarks of USG Corporation or its affiliates.

Safety First! Follow good safety/industrial hygiene practices during installation. Wear appropriate personal protective equipment. Read SDS and literature before specification and installation.

