

# Donn® Suspension Systems

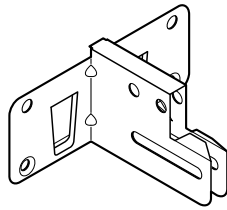


## ACM7 Seismic Clip

**Description**

The DONN ACM7 seismic clip is designed to provide the most robust hold in the most stringent seismic design categories.

**ACM7 Seismic Clip**



**Features and Benefits**

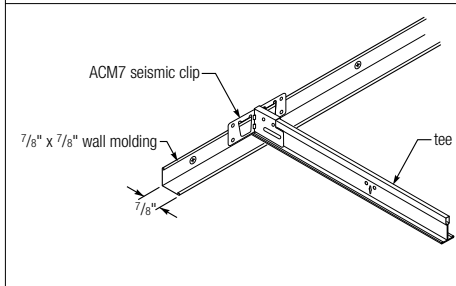
- Meets or exceeds all national code requirements with 7/8" wall molding
- Offers an aesthetically attractive option to traditional 2" angle molding
- Fulfills requirements for IBC Seismic Design Categories C, D, E and F
- Provides evidence of compliance (and greatly exceed) ICC Evaluation Service, Inc. (ICC-ES) AC156 and AC368 requirements
- Provides support on either side of the web and around the bulb of the tee
- Laboratory-tested to greatly exceed all structural and seismic requirements including tension, compression and tee fallout
- Either wing can be snipped off to fit corners and other tight spaces
- The clip adjusts easily to accommodate tees that intersect the wall at an angle other than 90 degrees
- No special fasteners required

**Applications**

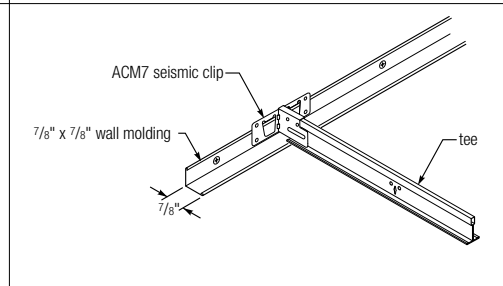
- All interior general use areas
- All main DONN suspension systems, DX®/DXL™, FINELINE® (DXF), FINELINE® 1/8 (DXFF), DXI IDENTITEE™ (DXI™), CENTRICITEE™ (DXT), CE (Controlled Environment), DXW, DXLA™, and ZXLA™ (Environmental), include the code-compliant intermediate-duty and heavy-duty main tees for Seismic Design Categories C, D, E and F.

**Construction**

**ACM7 Clip, Tight Wall**



**ACM7 Clip, Floating Wall**

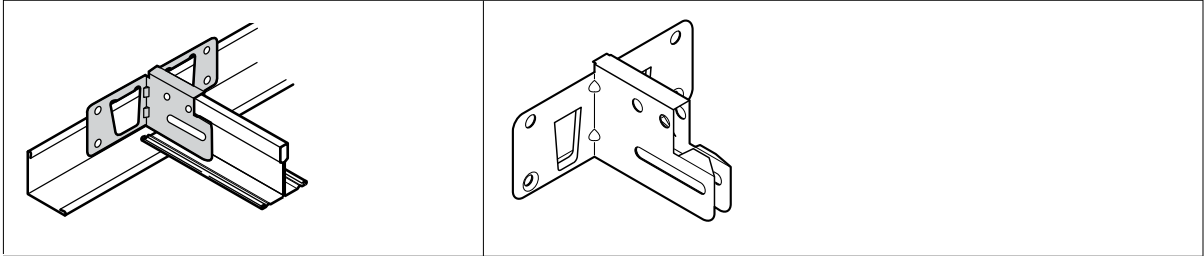


**Performance**

Item Number	Seismic Zone/Design Category		DONN Seismic Solutions Categories D,E,F Alternate Method	Seismic Clip Performance
	UBC	IBC		
ACM7	0-4	A-F	Min. 7/8" Molding with ACM7 Seismic Clip	Tension >500 load (lbs.) Compression > 300 load (lbs.)

The DONN ACM7 seismic clip is designed to provide a more robust hold than traditional L-shaped seismic clips by other manufacturers.

**ACM7 Seismic Clip**



The ACM7 clip features a saddle that fits securely over the tee bulb and fastens to the tee web. This clip also provides two tow wings, which connect to the wall molding on each side of the tee with screws and friction-fit tabs. Either wing can be snipped off to fit corners and other tight spaces. And, the clip adjusts easily to accommodate tees that intersect the wall at an angle other than 90 degrees.

The ACM7 clip sustained tremendous forces in tension and compression testing, far greater than would be experienced in a seismic event.

**ACM7 Seismic Clip Performance**

Test	Failure Criteria	Result
Tension Test	Tee fallout/ separation from clip.	> 500 load (lbs.). Test stopped at this load, with clip still attached to tee; failure load will exceed this level.
Compression Test	Tee fallout/ separation from clip.	> 300 load (lbs.). Test stopped at this load, with clip still attached to tee maintaining 3/4" clearance from wall; failure load will exceed this level.

**Submittal Approvals**

Job Name		
Contractor	Date	

**Physical Data/ Footnotes**

<p><b>Material</b> Hot-dipped galvanized steel.</p> <p><b>Recycled Content</b> 25%. For details, see the Sustainability selector.</p> <p><b>Installation</b> Must be installed in compliance with ASTM C636, CISCA, and standard industry practices.</p> <p><b>Limitations</b> The performance of DONN ACM7 seismic clip and systems is based on the specific combination of superior components, and design and installation methods shown. Components from other manufacturers were not evaluated, and their use or any mixed use is not recommended.</p>	<p><b>ICC Evaluation Service, Inc., Report Compliance</b> Suspension systems manufactured by USG Interiors, LLC, have been reviewed and are approved by listing in ICC-ES Evaluation Report 1222. Evaluation Reports are subject to reexamination, revision and possible cancellation. Please refer to usgdesignstudio.com or 800 USG.4YOU for current reports.</p> <p><b>L.A. Research Report Compliance</b> DONN brand suspension systems manufactured by USG Interiors, LLC, have been reviewed and are approved by listing in the following L.A. Research Report number: 25764.</p> <p><b>AC156 Disclaimer</b> The current ICC-ES acceptance criterion (AC) used for the testing and evaluation of seismic clips is AC156, Acceptance Criteria for Seismic Qualification by Shake-Table</p>	<p>Testing of Nonstructural Components and Systems. AC156 was not specifically designed to provide testing guidelines or pass/fail criteria for acoustical suspension systems in a seismic event. However, in the absence of a specific AC for this purpose, ICC-ES allowed AC156 to act as the basis for all seismic testing and evaluation for the acoustical ceiling suspended ceilings industry.</p> <p><b>Code Compliance</b> Testing and evaluation performed at the University at Buffalo (SUNY), the Department of Civil, Structural and Environmental Engineering—Structural Engineering and Earthquake Simulation Laboratory (SEESL) qualify the performance of these systems according to the AC156—Seismic Qualification Specification, and AC368—Acceptance Criteria for Suspended Ceiling Framing Systems. Several alternative materials, designs and methods of construction were</p>	<p>evaluated and tested. Results of this investigation indicates that these tested alternative designs are at least the equivalent of that prescribed in the code for quality, strength, effectiveness, fire resistance, durability and safety. These alternative designs are at least equivalent to the criteria set forth in AC156 and AC368, and otherwise demonstrate compliance with the performance features of the codes. The data and test results presented provide technical evidence on which a code official can base approval.</p> <p><b>Notice</b> We shall not be liable for incidental and consequential damages, directly or indirectly sustained, nor for any loss caused by application of these goods not in accordance with current printed instructions or for other than the intended use. Our liability is expressly limited to replacement of defective goods. Any claim shall be</p>	<p>deemed waived unless made in writing to us within thirty (30) days from date it was or reasonably should have been discovered</p> <p><b>Note</b> The University of Buffalo and the University of California do not endorse specific products.</p> <p><b>Construction Details</b> Please see AC3235 for construction details.</p> <p><b>Safety First!</b> Follow good safety/industrial hygiene practices during installation. Wear appropriate personal protective equipment. Read MSDS and literature before specification and installation.</p>
---	---	--	--	--



Manufactured by USG Interiors, LLC  
550 West Adams Street  
Chicago, IL 60661

usg.com  
seismicceilings.com  
sustainableceilings.com  
usgdesignstudio.com

The following are trademarks of USG Interiors, LLC, or a related company: AX, CENTRICTEE, CLEAN ROOM, DONN, DX, DXI, DXL, DXLA, DXW, FINELINE, IDENTITEE, USG, USG in stylized letters and ZXLA.

AC3269/rev.3-12  
© 2012, USG Interiors, LLC  
Printed in U.S.A.