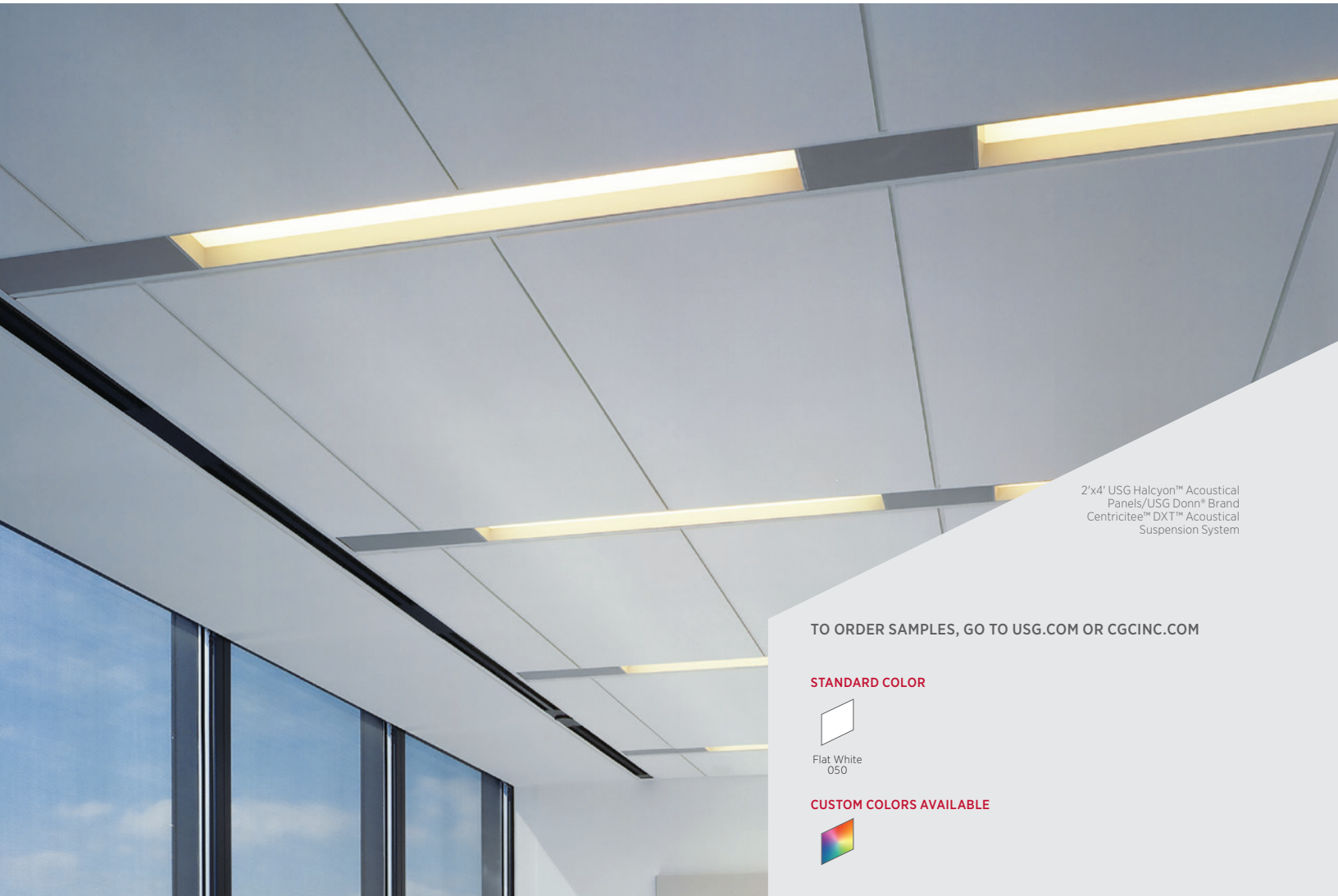


USG LOGIX™

SUSPENSION SYSTEMS, ACCESSORIES, USG PANZ® METAL PANELS
AND CONNECTOR PANELS



2'x4' USG Halcyon™ Acoustical Panels/USG Donn® Brand Centricitee™ DXT™ Acoustical Suspension System

FEATURES AND BENEFITS

- Compatible with USG Logix™ Integrated System.
- Monolithic, structured ceiling visual using standard components.
- Designed to be compatible with a wide selection of 4", 6" and 12" utilities.
- Narrow-profile USG Donn® Brand Centricitee™ 9/16" DXT™ exposed grid system offers clean aesthetic.
- Concentrate utilities on narrow 4", 6" and 12" channels.
- Wide variety of connector panels offers many options, allowing the freedom to transform the utilities into dramatic design elements.
- The USG Logix™ yoke is compatible with all Imperial and Metric utility channel options and with a wide selection of 4", 6" and 12" Luminaires.

APPLICATIONS

- Interior Applications
- Wall to Wall Ceilings
- Sloped Ceilings
- New Construction

TO ORDER SAMPLES, GO TO USG.COM OR CGCINC.COM

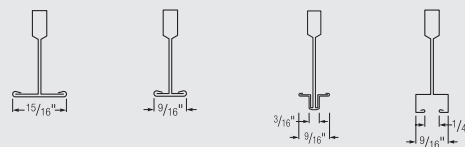
STANDARD COLOR



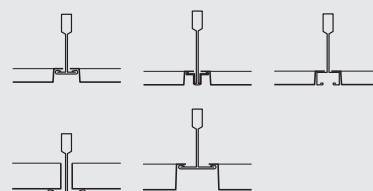
CUSTOM COLORS AVAILABLE



PROFILE



EDGE DETAIL



USG LOGIX™ SUSPENSION SYSTEMS

USG DONN® BRAND DX® AND CENTRICITEE™ DXT™ SYSTEMS (IMPERIAL)

ORDER SAMPLES/LITERATURE
USG: usg.com or samplite@usg.com
CGC: contact Sales Representative

FOR MOST UP-TO-DATE
TECHNICAL INFORMATION
AND LEED REPORT TOOL
usgdesignstudio.com
cgcdesignstudio.com
usg.ecomedes.com

TECHNICAL SERVICES
800.USG.4YOU (874-4968)



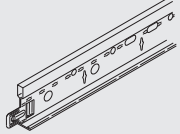
System meets or exceeds load compliance specifications per ASTM C635



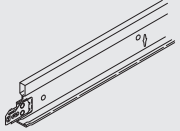
HIGH RECYCLED CONTENT

USG DONN® BRAND DX® 15/16" TEE SYSTEM

Main Tee

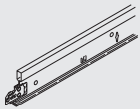


Cross Tee

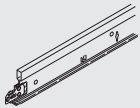


USG DONN® BRAND CENTRICITEE™ DXT™ 9/16" TEE SYSTEM

Main Tee



Cross Tee



ASTM Class	Length	Height	Item No.	Description			
Intermediate Duty	144"	1.64"	DX24	USG Donn® Brand DX® Main Tee with CT hole, 6" o.c.			
			DX24SP101	USG Donn® Brand DX® Main Tee with 4" paired CT holes, 48" o.c.			
			DX24SP104	USG Donn® Brand DX® Main Tee with 4" paired CT holes, for 46", 48", 46" Large Panels			
			DX24SP106	USG Donn® Brand DX® Main Tee with 6" paired CT holes, for 46", 48", 46" Large Panels			
			DX24SP110	USG Donn® Brand DX® Main Tee with 4" paired CT holes, for 72" Large Panels			
	120"	1.64"	DX24SP102	USG Donn® Brand DX® Main Tee with 4" paired CT holes, 30" o.c.			
			DX24SP109	USG Donn® Brand DX® Main Tee with 6" paired CT holes, 60" o.c.			
	104"	1.64"	DX24SP103	USG Donn® Brand DX® Main Tee with 4" paired CT holes, 52" o.c.			
	128"	1.64"	DX24SP107	USG Donn® Brand DX® Main Tee with 4" paired CT holes, 64" o.c.			
100"	1.64"	DX24SP108	USG Donn® Brand DX® Main Tee with 4" paired CT holes, 100" o.c.				
96"	1.64"	DX24SP105	USG Donn® Brand DX® Main Tee with 6" paired CT holes, 21" o.c.				
Intermediate Duty	21"	1-1/2"	DX2116	21" USG Donn® Brand DX® Cross Tee			
			DX216	24" USG Donn® Brand DX® Cross Tee			
			DX2216	22" USG Donn® Brand DX® Cross Tee			
			DX2816	28" USG Donn® Brand DX® Cross Tee			
			DX3016	30" USG Donn® Brand DX® Cross Tee			
			DX422	48" USG Donn® Brand DX® Cross Tee			
			DX4416	44" USG Donn® Brand DX® Cross Tee			
			DXL524	60" USG Donn® Brand DX® Cross Tee			
			DX5616	56" USG Donn® Brand DX® Cross Tee			
			DX624	72" USG Donn® Brand DX® Cross Tee			
			DX824	96" USG Donn® Brand DX® Cross Tee			
			Intermediate Duty	144"	1-1/2"	DXT24	USG Donn® Brand Centricitee™ DXT™ Main Tee with CT hole, 6" o.c.
						DXT24SP101	USG Donn® Brand Centricitee™ DXT™ Main Tee with 4" paired CT holes, 48" o.c.
DXT24SP104	USG Donn® Brand Centricitee™ DXT™ Main Tee with 4" paired CT holes, for 46", 48", 46" Large Panels						
DXT24SP106	USG Donn® Brand Centricitee™ DXT™ Main Tee with 6" paired CT holes, for 46", 48", 46" Large Panels						
DXT24SP110	USG Donn® Brand Centricitee™ DXT™ Main Tee with 4" paired CT holes, for 72" Large Panels						
120"	1-1/2"	DXT24SP102		USG Donn® Brand Centricitee™ DXT™ Main Tee with 4" paired CT holes, 30" o.c.			
		DXT24SP109		USG Donn® Brand Centricitee™ DXT™ Main Tee with 6" paired CT holes, 60" o.c.			
104"	1-1/2"	DXT24SP103		USG Donn® Brand Centricitee™ DXT™ Main Tee with 4" paired CT holes, 52" o.c.			
128"	1-1/2"	DXT24SP107		USG Donn® Brand Centricitee™ DXT™ Main Tee with 4" paired CT holes, 64" o.c.			
100"	1-1/2"	DXT24SP108	USG Donn® Brand Centricitee™ DXT™ Main Tee with 4" paired CT holes, 100" o.c.				
96"	1-1/2"	DXT24SP105	USG Donn® Brand Centricitee™ DXT™ Main Tee with 6" paired CT holes, 21" o.c.				
Intermediate Duty	21"	1-1/2"	DXT2122	21" USG Donn® Brand Centricitee™ DXT™ Cross Tee			
			DXT222	24" USG Donn® Brand Centricitee™ DXT™ Cross Tee			
			DXT2222	22" USG Donn® Brand Centricitee™ DXT™ Cross Tee			
			DXT2822	28" USG Donn® Brand Centricitee™ DXT™ Cross Tee			
			DXT3022	30" USG Donn® Brand Centricitee™ DXT™ Cross Tee			
			DXT424	48" USG Donn® Brand Centricitee™ DXT™ Cross Tee			
			DXT4422	44" USG Donn® Brand Centricitee™ DXT™ Cross Tee			
			DXT524	60" USG Donn® Brand Centricitee™ DXT™ Cross Tee			
			DXT5622	56" USG Donn® Brand Centricitee™ DXT™ Cross Tee			
			DXT624	72" USG Donn® Brand Centricitee™ DXT™ Cross Tee			
			DXT824	96" USG Donn® Brand Centricitee™ DXT™ Cross Tee			

Low Emissions (VOC)
CDPH 01350 v1.2-2017 compliance on select finishes, see usg.ecomedes.com for more details and documentation.

High Recycled Content
USG classifies High Recycled Content as greater than 50%. Total recycled content is based on product composition of pre-consumer (post-industrial) and post-consumer recycled content per FTC guidelines.

USG LOGIX™ SUSPENSION SYSTEMS

USG DONN® BRAND IDENTITEE® DXI™ (IMPERIAL) AND DXF™ (METRIC) SYSTEMS

ORDER SAMPLES/LITERATURE
USG: usg.com or samplit@usg.com
CGC: contact Sales Representative

FOR MOST UP-TO-DATE
TECHNICAL INFORMATION
AND LEED REPORT TOOL
usgdesignstudio.com
cgcdesignstudio.com
usg.ecomedes.com

TECHNICAL SERVICES
800.USG.4YOU (874-4968)



System meets or exceeds load compliance specifications per ASTM C635

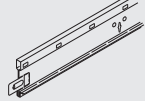


HIGH RECYCLED CONTENT

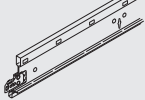
USG LOGIX™ SUSPENSION SYSTEMS - IMPERIAL

USG DONN® BRAND IDENTITEE® DXI™ 9/16" TEE SYSTEM

Main Tee

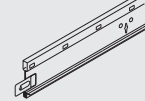


Cross Tee

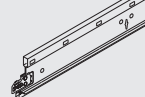


USG DONN® BRAND FINELINE™ DXF™ 9/16" TEE SYSTEM

Main Tee



Cross Tee



ASTM Class	Length	Height	Item No.	Description				
Intermediate Duty	144"	1-13/16"	DXI24	USG Donn® Brand Identitee® DXI™ Main Tee with CT hole, 6" o.c.				
			DXI24SP101	USG Donn® Brand Identitee® DXI™ Main Tee with 4" paired CT holes, 48" o.c.				
			DXI24SP104	USG Donn® Brand Identitee® DXI™ Main Tee with 4" paired CT holes, for 46", 48", 46" Large Panels				
			DXI24SP106	USG Donn® Brand Identitee® DXI™ Main Tee with 6" paired CT holes, for 46", 48", 46" Large Panels				
			DXI24SP110	USG Donn® Brand Identitee® DXI™ Main Tee with 4" paired CT holes, for 72" Large Panels				
	120"	1-13/16"	DXI24SP102	USG Donn® Brand Identitee® DXI™ Main Tee with 4" paired CT holes, 30" o.c.				
			DXI24SP109	USG Donn® Brand Identitee® DXI™ Main Tee with 6" paired CT holes, 60" o.c.				
			104"	1-13/16"	DXI24SP103	USG Donn® Brand Identitee® DXI™ Main Tee with 4" paired CT holes, 52" o.c.		
					128"	1-13/16"	DXI24SP107	USG Donn® Brand Identitee® DXI™ Main Tee with 4" paired CT holes, 64" o.c.
							100"	1-13/16"
96"	1-13/16"	DXI24SP105	USG Donn® Brand Identitee® DXI™ Main Tee with 6" paired CT holes, 21" o.c.					
	21"	1-13/16"	DXI2124	21" USG Donn® Brand Identitee® DXI™ Cross Tee				
			22"	22" USG Donn® Brand Identitee® DXI™ Cross Tee				
			24"	24" USG Donn® Brand Identitee® DXI™ Cross Tee				
			28"	28" USG Donn® Brand Identitee® DXI™ Cross Tee				
			30"	30" USG Donn® Brand Identitee® DXI™ Cross Tee				
			48"	48" USG Donn® Brand Identitee® DXI™ Cross Tee				
			44"	44" USG Donn® Brand Identitee® DXI™ Cross Tee				
			60"	60" USG Donn® Brand Identitee® DXI™ Cross Tee				
			56"	56" USG Donn® Brand Identitee® DXI™ Cross Tee				
			72"	72" USG Donn® Brand Identitee® DXI™ Cross Tee				
			96"	96" USG Donn® Brand Identitee® DXI™ Cross Tee				
				144"	1-13/16"	DXF144/24S-LGX	up to 50.4%	up to 33%
DXF144/44-LGX						12' Main Tee Notched for 42" panel for Logix™ Ceiling Systems		
132"	1-13/16"	DXF132/30-LGX				up to 50.4%	up to 33%	11' Main Tee Notched for 30" panel for Logix™ Ceiling Systems
		120"		1-13/16"	DXF120/20S-LGX	up to 50.4%	up to 33%	10' Main Tee Notched 20" o.c. one side/c.t. holes @12" & 20" o.c. for Logix™ Ceiling Systems
					DXF120/30S-LGX			10' Main Tee Notched 30" o.c. one side/c.t. holes @12" & 30" o.c. for Logix™ Ceiling Systems
DXF120/27-LGX				10' Main Tee Notched for 27" panel for Logix™ Ceiling Systems				
DXF120/54-LGX				10' Main Tee Notched for 54" panel for Logix™ Ceiling Systems				
108"	1-13/16"	DXF108/24-LGX		up to 50.4%	up to 33%	9' Main Tee Notched for 24" panel for Logix™ Ceiling Systems		
		DXF108/48-LGX				9' Main Tee Notched for 48" panel for Logix™ Ceiling Systems		
102"	1-13/16"	DXF102/96-LGX		up to 50.4%	up to 33%	8-1/2' Main Tee Notched for 96" panel for Logix™ Ceiling Systems		
		DXF102/48-LGX				8-1/2' Main Tee Notched for 48" panel for Logix™ Ceiling Systems		
		DXF102/24-LGX				8-1/2' Main Tee Notched for 24" panel for Logix™ Ceiling Systems		
96"	1-13/16"	DXF96/30-LGX		up to 50.4%	up to 33%	8' Main Tee Notched for 30" panel for Logix™ Ceiling Systems		
78"	1-13/16"	DXF78/24-LGX		up to 50.4%	up to 33%	6-1/2' Main Tee Notched for 24" panel for Logix™ Ceiling Systems		
		DXF78/72-LGX				6-1/2' Main Tee Notched for 72" panel for Logix™ Ceiling Systems		
27"	1-13/16"	DXF27-LGX	up to 50.4%	up to 33%	27" Cross Tee no Notch for Logix™ Ceiling Systems			
		42"	up to 50.4%	up to 33%	42" Cross Tee no Notch for Logix™ Ceiling Systems			
		54"	up to 50.4%	up to 33%	54" Cross Tee no Notch for Logix™ Ceiling Systems			
		60"	up to 50.4%	up to 33%	54" Cross Tee, Center Notched for Logix™ Ceiling Systems			
60"	1-13/16"	DXF54N-LGX			5' Cross Tee Notched 20" o.c. one side for Logix™ Basic Ceiling Systems			
60"	1-13/16"	DXF529S-20-LGX	up to 50.4%	up to 33%	5' Cross Tee Notched 20" o.c. one side for Logix™ Basic Ceiling Systems			

High Recycled Content

USG classifies High Recycled Content as greater than 50%. Total recycled content is based on product composition of pre-consumer (post-industrial) and post-consumer recycled content per FTC guidelines.

USG LOGIX™ SUSPENSION SYSTEMS

USG DONN® BRAND CENTRICITEE™ AND IDENTITEE® DXI™ (METRIC) SYSTEMS

ORDER SAMPLES/LITERATURE
USG: usg.com or samplitt@usg.com
CGC: contact Sales Representative

FOR MOST UP-TO-DATE
TECHNICAL INFORMATION
AND LEED REPORT TOOL
usgdesignstudio.com
cgcdesignstudio.com
usg.ecomedes.com

TECHNICAL SERVICES
800 USG.4YOU (874-4968)

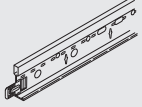


System meets or exceeds load compliance specifications per ASTM C635

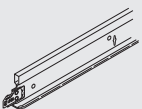
USG LOGIX™ SUSPENSION SYSTEMS – METRIC

USG DONN® BRAND DX® 24 MM TEE SYSTEM

Main Tee

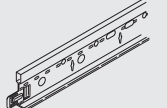


Cross Tee

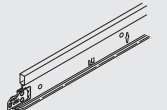


USG DONN® BRAND CENTRICITEE™ DXI™ 15 MM TEE SYSTEM

Main Tee



Cross Tee



ASTM Class	Length	Height	Item No.	Description		
Intermediate Duty	3600 mm	42 mm	MEDX3600	USG Donn® Brand DX® Main Tee with CT hole, 150 mm o.c.		
	2400 mm	42 mm	MEDX24SP201 MEDX24SP204	USG Donn® Brand DX® Main Tee with 100 mm paired CT holes, 1200 mm o.c. USG Donn® Brand DX® Main Tee with 150 mm paired CT holes, 1200 mm o.c.		
	2600 mm	42 mm	MEDX24SP203	USG Donn® Brand DX® Main Tee with 100 mm paired CT holes, 1300 mm o.c.		
	3000 mm	42 mm	MEDX24SP205 MEDX24SP206	USG Donn® Brand DX® Main Tee with 100 mm paired CT holes, 1500 mm o.c. USG Donn® Brand DX® Main Tee with 150 mm paired CT holes, 1500 mm o.c.		
Intermediate Duty	1000 mm	38 mm	MEDX1000	1000 mm USG Donn® Brand DX® Cross Tee		
	1050 mm	38 mm	MEDX1050	1050 mm USG Donn® Brand DX® Cross Tee		
	1100 mm	38 mm	MEDX1100	1100 mm USG Donn® Brand DX® Cross Tee		
	1200 mm	38 mm	MEDX1200	1200 mm USG Donn® Brand DX® Cross Tee		
	1350 mm	38 mm	MEDX1350	1350 mm USG Donn® Brand DX® Cross Tee		
	1400 mm	38 mm	MEDX1400	1400 mm USG Donn® Brand DX® Cross Tee		
	1500 mm	38 mm	MEDX1500	1500 mm USG Donn® Brand DX® Cross Tee		
	1800 mm	38 mm	MEDX1800	1800 mm USG Donn® Brand DX® Cross Tee		
	1900 mm	38 mm	MEDX1900	1900 mm USG Donn® Brand DX® Cross Tee		
	525 mm	38 mm	MEDX525	525 mm USG Donn® Brand DX® Cross Tee		
	550 mm	38 mm	MEDX550	550 mm USG Donn® Brand DX® Cross Tee		
	600 mm	38 mm	MEDX600	600 mm USG Donn® Brand DX® Cross Tee		
	675 mm	38 mm	MEDX675	675 mm USG Donn® Brand DX® Cross Tee		
	700 mm	38 mm	MEDX700	700 mm USG Donn® Brand DX® Cross Tee		
Intermediate Duty	3600 mm	46 mm	MEDX3600	up to 40%	up to 47%	USG Donn® Brand Centricitee™ Main Tee with CT hole, 150 mm o.c.
	2400 mm	46 mm	MEDXT24SP201 MEDXT24SP204	up to 40%	up to 47%	USG Donn® Brand Centricitee™ Main Tee with 100 mm paired CT holes, 1200 mm o.c. USG Donn® Brand Centricitee™ Main Tee with 150 mm paired CT holes, 1200 mm o.c.
	2600 mm	46 mm	MEDXT24SP203	up to 40%	up to 47%	USG Donn® Brand Centricitee™ Main Tee with 100 mm paired CT holes, 1300 mm o.c.
	3000 mm	46 mm	MEDXT24SP205 MEDXT24SP206	up to 40%	up to 47%	USG Donn® Brand Centricitee™ Main Tee with 100 mm paired CT holes, 1500 mm o.c. USG Donn® Brand Centricitee™ Main Tee with 150 mm paired CT holes, 1500 mm o.c.
Intermediate Duty	1000 mm	38 mm	MEDXT1000	up to 26%	up to 33%	1000 mm USG Donn® Brand Centricitee™ Cross Tee
	1050 mm	38 mm	MEDXT1050	up to 26%	up to 33%	1050 mm USG Donn® Brand Centricitee™ Cross Tee
	1100 mm	38 mm	MEDXT1100	up to 26%	up to 33%	1100 mm USG Donn® Brand Centricitee™ Cross Tee
	1200 mm	38 mm	MEDXT1200	up to 26%	up to 33%	1200 mm USG Donn® Brand Centricitee™ Cross Tee
	1350 mm	38 mm	MEDXT1350	up to 26%	up to 33%	1350 mm USG Donn® Brand Centricitee™ Cross Tee
	1400 mm	38 mm	MEDXT1400	up to 26%	up to 33%	1400 mm USG Donn® Brand Centricitee™ Cross Tee
	1500 mm	38 mm	MEDXT1500	up to 26%	up to 33%	1500 mm USG Donn® Brand Centricitee™ Cross Tee
	1800 mm	38 mm	MEDXT1800	up to 26%	up to 33%	1800 mm USG Donn® Brand Centricitee™ Cross Tee
	1900 mm	38 mm	MEDXT1900	up to 26%	up to 33%	1900 mm USG Donn® Brand Centricitee™ Cross Tee
	525 mm	38 mm	MEDXT525	up to 26%	up to 33%	525 mm USG Donn® Brand Centricitee™ Cross Tee
	550 mm	38 mm	MEDXT550	up to 26%	up to 33%	550 mm USG Donn® Brand Centricitee™ Cross Tee
	600 mm	38 mm	MEDXT600	up to 26%	up to 33%	600 mm USG Donn® Brand Centricitee™ Cross Tee
	675 mm	38 mm	MEDXT675	up to 26%	up to 33%	675 mm USG Donn® Brand Centricitee™ Cross Tee
	700 mm	38 mm	MEDXT700	up to 26%	up to 33%	700 mm USG Donn® Brand Centricitee™ Cross Tee

USG LOGIX™ SUSPENSION SYSTEMS

USG DONN® BRAND CENTRICITEE™ AND IDENTITEE™ DXI™ (METRIC) SYSTEMS

ORDER SAMPLES/LITERATURE
USG: usg.com or samplit@usg.com
CGC: contact Sales Representative

FOR MOST UP-TO-DATE
TECHNICAL INFORMATION
AND LEED REPORT TOOL
usgdesignstudio.com
cgcdesignstudio.com
usg.ecomedes.com

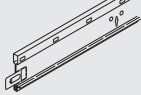
TECHNICAL SERVICES
800.USG.4YOU (874-4968)



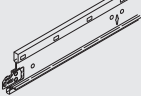
System meets or exceeds load compliance specifications per ASTM C635

USG DONN® BRAND IDENTITEE™ DXI™ 15 MM TEE SYSTEM

Main Tee



Cross Tee



ASTM Class	Length	Height	Item No.	Description
Intermediate Duty	3600 mm	46 mm	MEDXI3600	USG Donn® Brand Identitee® Main Tee with CT hole, 150 mm o.c.
	2400 mm	46 mm	MEDXI24SP201 MEDXI24SP204	USG Donn® Brand Identitee® Main Tee with 100 mm paired CT holes, 1200 mm o.c. USG Donn® Brand Identitee® Main Tee with 150 mm paired CT holes, 1200 mm o.c.
	2600 mm	46 mm	MEDXI24SP203	USG Donn® Brand Identitee® Main Tee with 100 mm paired CT holes, 1300 mm o.c.
	3000 mm	46 mm	MEDXI24SP205 MEDXI24SP206	USG Donn® Brand Identitee® Main Tee with 100 mm paired CT holes, 1500 mm o.c. USG Donn® Brand Identitee® Main Tee with 150 mm paired CT holes, 1500 mm o.c.
	1000 mm	46 mm	MEDXI1000	1000 mm USG Donn® Brand Identitee® Cross Tee
	1050 mm	46 mm	MEDXI1050	1050 mm USG Donn® Brand Identitee® Cross Tee
	1100 mm	46 mm	MEDXI1100	1100 mm USG Donn® Brand Identitee® Cross Tee
	1200 mm	46 mm	MEDXI1200	1200 mm USG Donn® Brand Identitee® Cross Tee
	1350 mm	46 mm	MEDXI1350	1350 mm USG Donn® Brand Identitee® Cross Tee
	1400 mm	46 mm	MEDXI1400	1400 mm USG Donn® Brand Identitee® Cross Tee
	1500 mm	46 mm	MEDXI1500	1500 mm USG Donn® Brand Identitee® Cross Tee
	1800 mm	46 mm	MEDXI1800	1800 mm USG Donn® Brand Identitee® Cross Tee
	1900 mm	46 mm	MEDXI1900	1900 mm USG Donn® Brand Identitee® Cross Tee
	525 mm	46 mm	MEDXI1525	525 mm USG Donn® Brand Identitee® Cross Tee
	550 mm	46 mm	MEDXI1550	550 mm USG Donn® Brand Identitee® Cross Tee
	600 mm	46 mm	MEDXI1600	600 mm USG Donn® Brand Identitee® Cross Tee
	675 mm	46 mm	MEDXI1675	675 mm USG Donn® Brand Identitee® Cross Tee
	700 mm	46 mm	MEDXI1700	700 mm USG Donn® Brand Identitee® Cross Tee

USG LOGIX™ INTEGRATED CEILING SYSTEMS

Yoke and Cross Members

Accessories	Item No.	Description	Color	Accessories	Item No.	Description	Color
	LGXUNVYK	USG Logix™ Universal Yoke 4", 6", 100 mm, 150 mm, HDG, 2-part yoke	N/A		LGXDXT6	USG Logix™ 6" channel cross member USG Donn® Brand Centricitee™ DXT™ systems	Flat White
	LGDX4	USG Logix™ 4" channel cross member for USG Donn® Brand DX® systems	Flat White		LGXDXT100	USG Logix™ 100 mm channel cross member USG Donn® Brand Centricitee™ DXT™ systems	Flat White
	LGDX6	USG Logix™ 6" channel cross member USG Donn® Brand DX® systems	Flat White		LGXDXT150	USG Logix™ 150 mm channel cross member USG Donn® Brand Centricitee™ DXT™ systems	Flat White
	LGDX100	USG Logix™ 100 mm channel cross member USG Donn® Brand DX® systems	Flat White		LGDXDI4C	USG Logix™ 4" channel cross member cover for USG Donn® Brand Identitee® DXI™ systems. Used with LGXDXT4	Flat White
	LGDX150	USG Logix™ 150 mm channel cross member USG Donn® Brand DX® systems	Flat White		LGDXDI6C	USG Logix™ 6" channel cross member Cover USG Donn® Brand Identitee® DXI™ systems. Used with LGXDXT6	Flat White
	LGXDXT4	USG Logix™ 4" channel cross member for USG Donn® Brand Centricitee™ DXT™ systems	Flat White		LGDXDI100C	USG Logix™ 100 mm channel cross member cover USG Donn® Brand Identitee® DXI™ systems. Used with LGXDXT100	Flat White
					LGDXDI150C	USG Logix™ 150 mm channel cross member cover USG Donn® Brand Identitee® DXI™ systems. Used with LGXDXT150	Flat White

USG LOGIX™ ACCESSORIES

IMPERIAL AND METRIC

ORDER SAMPLES/LITERATURE
 USG: usg.com or samplitt@usg.com
 CGC: contact Sales Representative

TECHNICAL SERVICES
 800.USG.4YOU (874-4968)

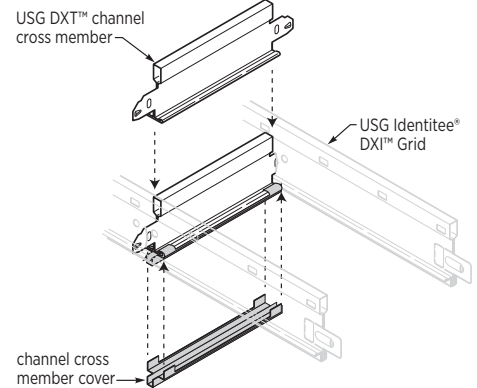
FOR MOST UP-TO-DATE
 TECHNICAL INFORMATION
 AND LEED REPORT TOOL

usgdesignstudio.com
 cgcdesignstudio.com
 usg.ecomedes.com

CROSS MEMBER COVER

To Create a DXI Cross Tee	Use Channel Cross Member (Item No.)	Use Channel Cross Member Cover (Item No.)
USG Logix™ 4"	LGXDXT4	LGXDXI4C
USG Logix™ 6"	LGXDXT6	LGXDXI6C
USG Logix™ 100 mm	LGXDXT100	LGXDXI100C
USG Logix™ 150 mm	LGXDXT150	LGXDXI150C

Creating a Channel Cross Member for USG Logix™ DXI™ Systems

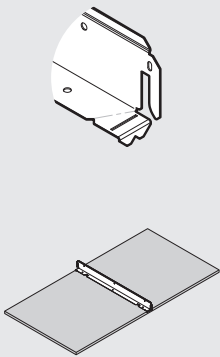


USG LOGIX™ INTEGRATED CEILING SYSTEMS STABILIZER BARS

Features

- Versatile engineered design provides support, security and accessibility.
- Factory-engineered solution provides system rigidity in large module applications and offers quick installation reducing field labor time.
- Available in six different dimensions to facilitate fast delivery.
- Durable galvanized steel construction.
- Factory-engineered capture tabs prevent panel detachment and lip out.
- Adjustable stab tabs secure bars onto the panel.
- Bulb tabs hook over the grid to prevent detachment, maintain lateral alignment and provide access.

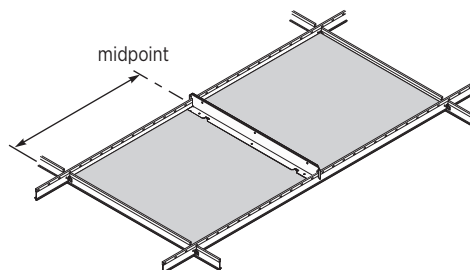
Products



Item No.	Description	Profile
ASB24	24 in. Accessible Stabilizer Bar	
ASB30	30 in. Accessible Stabilizer Bar	
ASB48	48 in. Accessible Stabilizer Bar	
ASB600	600 mm Accessible Stabilizer Bar	
ASB900	900 mm Accessible Stabilizer Bar	
ASB1200	1200 mm Accessible Stabilizer Bar	

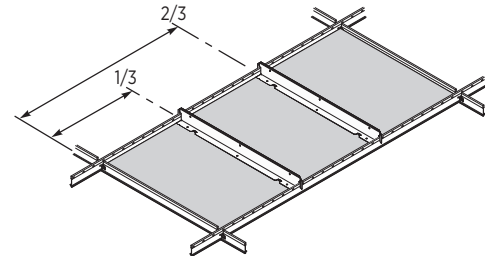
Installation

Panels ≥ 60"



If opening is ≥ 60" then one stabilizer bar is required at midpoint.

Panels ≥ 96"



If opening is ≥ 96" then two stabilizer bars are required at the 1/3 and 2/3 points.

USG PANZ® LOGIX™ METAL PANELS




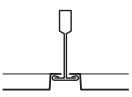
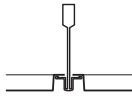
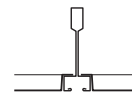
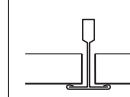
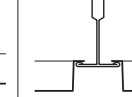
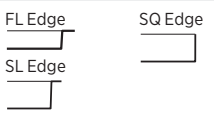

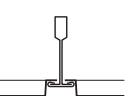
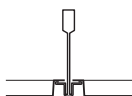
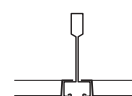
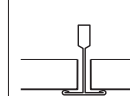
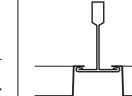


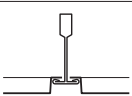
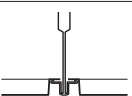
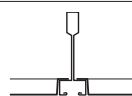


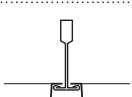
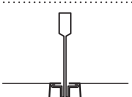
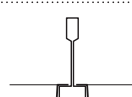
IMPERIAL AND METRIC

ORDER SAMPLES/LITERATURE
 USG: usg.com or samplit@usg.com
 CGC: contact Sales Representative

FOR MOST UP-TO-DATE
 TECHNICAL INFORMATION
 AND LEED REPORT TOOL
 usgdesignstudio.com
 cgcdesignstudio.com
 usg.ecomedes.com

TECHNICAL SERVICES
 800 USG.4YOU (874-4968)

PRODUCT INFORMATION USG PANZ®

Materials	Available Sizes				Panel Edge Profile
Aluminum	Field Panels 20" x 54"; 20" x 60"; 24" x 24"; 24" x 48"; 24" x 72"; 24" x 96"; 27" x 30"; 30" x 30"; 30" x 54"; 30" x 60"; 48" x 48"				FL Edge 
Aluminum	Channel Panels 4" x 48"; 4" x 60"; 4" x 72"; 6" x 12"; 6" x 48"; 6" x 60"; 6" x 72"; 12" x 48"; 12" x 60"; 12" x 72"				FL Edge SQ Edge SL Edge 
Edge Details					Finish - Smooth, Unperforated
USG DXT™ Grid, FL Edge	USG DXI™ Grid, FL Edge	USG DXF™ Grid, FL Edge	USG DX® Grid, SQ Edge	USG DX® Grid, SL Edge	
					
Materials	Available Sizes				Panel Edge Profile
Aluminum	Field Panels 600 mm x 550 mm, 600 mm x 600 mm, 675 mm x 500 mm, 750 mm x 700 mm, 1050 mm x 600 mm, 1100 mm x 600 mm, 1800 mm x 600 mm, 1200 mm x 600 mm, 1350 mm x 750 mm, 1400 mm x 500 mm, 1400 mm x 750 mm, 1350 mm x 500 mm				FL Edge SQ Edge SL Edge 
Aluminum	Channel Panels 1500 mm x 100 mm, 1200 mm x 100 mm, 1000 mm x 100 mm, 1200 mm x 150 mm, 1000 mm x 150 mm, 1800 mm x 300 mm				
Edge Details					Finish - Smooth, Unperforated
USG DXT™ Grid, FL Edge	USG DXI™ Grid, FL Edge	USG DXF™ Grid, FL Edge	USG DX® Grid, SQ Edge	USG DX® Grid, SL Edge	
					
Materials	Available Sizes				Panel Edge Profile
Aluminum	Channel Panels 6" x 48"; 6" x 60"				FL Edge 
Edge Details					Finish - Perforated C116
USG DXT™ Grid, FL Edge	USG DXI™ Grid, FL Edge	USG DXF™ Grid, FL Edge			
					
Materials	Available Sizes				Panel Edge Profile
Aluminum	Channel Panels 6" x 48"; 6" x 60"				FL Edge 
Edge Details					Finish - Perforated C116D
USG DXT™ Grid, FL Edge	USG DXI™ Grid, FL Edge	USG DXF™ Grid, FL Edge			
					

USG PANZ®

USG PANZ® PERFORATED C116

USG PANZ® PERFORATED C116D

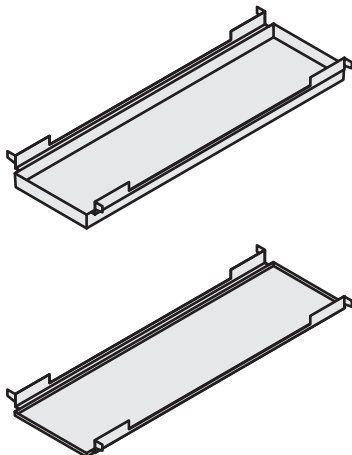
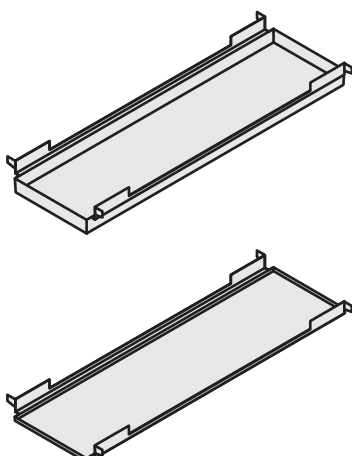
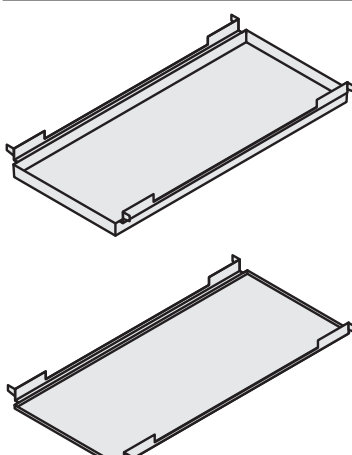
USG LOGIX™ CONNECTOR PANELS

IMPERIAL

ORDER SAMPLES/LITERATURE
 USG: usg.com or samplitt@usg.com
 CGC: contact Sales Representative

TECHNICAL SERVICES
 800 USG.4YOU (874-4968)

FOR MOST UP-TO-DATE TECHNICAL INFORMATION AND LEED REPORT TOOL
 usgdesignstudio.com
 cgcdesignstudio.com
 usg.ecomedes.com

USG Logix™ Connector Panels	Item No.	Description ¹	Color
	LCP412-S-FL	USG Logix™ 4" x 12" FW Connector Panel with Finline® (FL) edge, smooth, unperforated	Flat White
	LCP412-S-FM	USG Logix™ 4" x 12" FW Connector Panel with Flush Mount (FM) edge, smooth, unperforated	Flat White
	LCP412-C116-FL	USG Logix™ 4" x 12" FW Connector Panel with Finline® (FL) edge, perforated C116	Flat White
	LCP412-C116-FM	USG Logix™ 4" x 12" FW Connector Panel with Flush Mount (FM) edge, perforated C116	Flat White
	LCP412-C116D-FL	USG Logix™ 4" x 12" FW Connector Panel with Finline® (FL) edge, perforated C116D	Flat White
	LCP412-C116D-FM	USG Logix™ 4" x 12" FW Connector Panel with Flush Mount (FM) edge, perforated C116D	Flat White
	LCP424-S-FL	USG Logix™ 4" x 24" FW Connector Panel with Finline® (FL) edge, smooth, unperforated	Flat White
	LCP424-S-FM	USG Logix™ 4" x 24" FW Connector Panel with Flush Mount (FM) edge, smooth, unperforated	Flat White
	LCP424-C116-FL	USG Logix™ 4" x 24" FW Connector Panel with Finline® (FL) edge, perforated C116	Flat White
	LCP424-C116-FM	USG Logix™ 4" x 24" FW Connector Panel with Flush Mount (FM) edge, perforated C116	Flat White
	LCP424-C116D-FL	USG Logix™ 4" x 24" FW Connector Panel with Finline® (FL) edge, perforated C116D	Flat White
	LCP424-C116D-FM	USG Logix™ 4" x 24" FW Connector Panel with Flush Mount (FM) edge, perforated C116D	Flat White
	LCP612-S-FL	USG Logix™ 6" x 12" FW Connector Panel with Finline® (FL) edge, smooth, unperforated	Flat White
	LCP612-S-FM	USG Logix™ 6" x 12" FW Connector Panel with Flush Mount (FM) edge, smooth, unperforated	Flat White
	LCP612-C116-FL	USG Logix™ 6" x 12" FW Connector Panel with Finline® (FL) edge, perforated C116	Flat White
	LCP612-C116-FM	USG Logix™ 6" x 12" FW Connector Panel with Flush Mount (FM) edge, perforated C116	Flat White
	LCP612-C116D-FL	USG Logix™ 6" x 12" FW Connector Panel with Finline® (FL) edge, perforated C116D	Flat White
	LCP612-C116D-FM	USG Logix™ 6" x 12" FW Connector Panel with Flush Mount (FM) edge, perforated C116D	Flat White

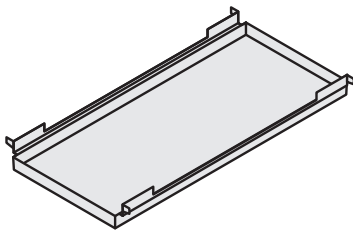
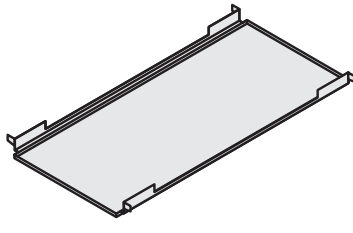
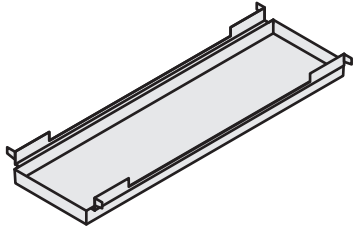
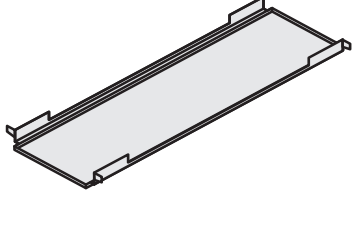
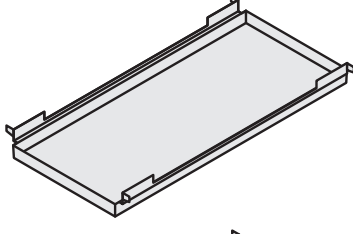
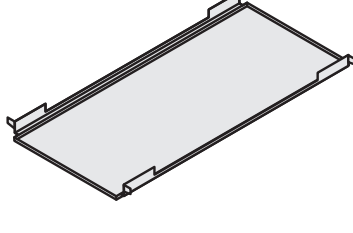
USG LOGIX™ CONNECTOR PANELS

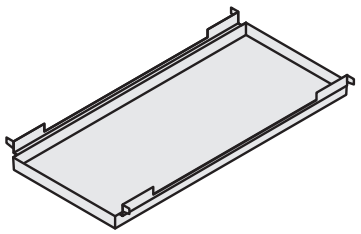
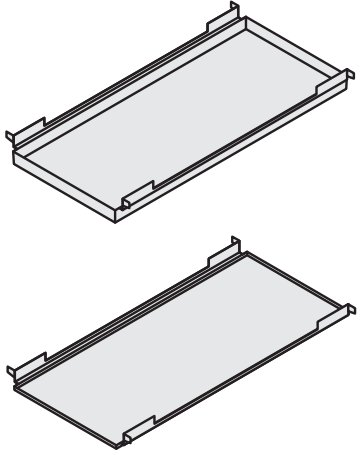
METRIC

ORDER SAMPLES/LITERATURE
USG: usg.com or samplit@usg.com
CGC: contact Sales Representative

FOR MOST UP-TO-DATE
TECHNICAL INFORMATION
AND LEED REPORT TOOL
usgdesignstudio.com
cgcdesignstudio.com
usg.ecomedes.com

TECHNICAL SERVICES
800 USG.4YOU (874-4968)

USG Logix™ Connector Panels	Item No.	Description ¹	Color
 	LCP624-S-FL	USG Logix™ 6" x 24" FW Connector Panel with Finline® (FL) edge, smooth, unperforated	Flat White
	LCP624-S-FM	USG Logix™ 6" x 24" FW Connector Panel with Flush Mount (FM) edge, smooth, unperforated	Flat White
	LCP624-C116-FL	USG Logix™ 6" x 24" FW Connector Panel with Finline® (FL) edge, perforated C116	Flat White
	LCP624-C116-FM	USG Logix™ 6" x 24" FW Connector Panel with Flush Mount (FM) edge, perforated C116	Flat White
	LCP624-C116D-FL	USG Logix™ 6" x 24" FW Connector Panel with Finline® (FL) edge, perforated C116D	Flat White
	LCP624-C116D-FM	USG Logix™ 6" x 24" FW Connector Panel with Flush Mount (FM) edge, perforated C116D	Flat White
 	LCP100300-S-FL	USG Logix™ 100 mm x 300 mm FW Connector Panel with Finline® (FL) edge, smooth, unperforated	Flat White
	LCP100300-S-FM	USG Logix™ 100 mm x 300 mm FW Connector Panel with Flush Mount (FM) edge, smooth, unperforated	Flat White
	LCP100300-C116-FL	USG Logix™ 100 mm x 300 mm FW Connector Panel with Finline® (FL) edge, perforated C116	Flat White
	LCP100300-C116-FM	USG Logix™ 100 mm x 300 mm FW Connector Panel with Flush Mount (FM) edge, perforated C116	Flat White
	LCP100300-C116D-FL	USG Logix™ 100 mm x 300 mm FW Connector Panel with Finline® (FL) edge, perforated C116D	Flat White
	LCP100300-C116D-FM	USG Logix™ 100 mm x 300 mm FW Connector Panel with Flush Mount (FM) edge, perforated C116D	Flat White
 	LCP100600-S-FL	USG Logix™ 100 mm x 600 mm FW Connector Panel with Finline® (FL) edge, smooth, unperforated	Flat White
	LCP100600-S-FM	USG Logix™ 100 mm x 600 mm FW Connector Panel with Flush Mount (FM) edge, smooth, unperforated	Flat White
	LCP100600-C116-FL	USG Logix™ 100 mm x 600 mm FW Connector Panel with Finline® (FL) edge, perforated C116	Flat White
	LCP100600-C116-FM	USG Logix™ 100 mm x 600 mm FW Connector Panel with Flush Mount (FM) edge, perforated C116	Flat White
	LCP100600-C116D-FL	USG Logix™ 100 mm x 600 mm FW Connector Panel with Finline® (FL) edge, perforated C116D	Flat White
	LCP100600-C116D-FM	USG Logix™ 100 mm x 600 mm FW Connector Panel with Flush Mount (FM) edge, perforated C116D	Flat White

USG Logix™ Connector Panels	Item No.	Description ¹	Color
	LCP150300-S-FL	USG Logix™ 150 mm x 300 mm FW Connector Panel with Fineline® (FL) edge, smooth, unperforated	Flat White
	LCP150300-S-FM	USG Logix™ 150 mm x 300 mm FW Connector Panel with Flush Mount (FM) edge, smooth, unperforated	Flat White
	LCP150300-C116-FL	USG Logix™ 150 mm x 300 mm FW Connector Panel with Fineline® (FL) edge, perforated C116	Flat White
	LCP150300-C116-FM	USG Logix™ 150 mm x 300 mm FW Connector Panel with Flush Mount (FM) edge, perforated C116	Flat White
	LCP150300-C116D-FL	USG Logix™ 150 mm x 300 mm FW Connector Panel with Fineline® (FL) edge, perforated C116D	Flat White
	LCP150300-C116D-FM	USG Logix™ 150 mm x 300 mm FW Connector Panel with Flush Mount (FM) edge, perforated C116D	Flat White
	LCP150600-S-FL	USG Logix™ 150 mm x 600 mm FW Connector Panel with Fineline® (FL) edge, smooth, unperforated	Flat White
	LCP150600-S-FM	USG Logix™ 150 mm x 600 mm FW Connector Panel with Flush Mount (FM) edge, smooth, unperforated	Flat White
	LCP150600-C116-FL	USG Logix™ 150 mm x 600 mm FW Connector Panel with Fineline® (FL) edge, perforated C116	Flat White
	LCP150600-C116-FM	USG Logix™ 150 mm x 600 mm FW Connector Panel with Flush Mount (FM) edge, perforated C116	Flat White
	LCP150600-C116D-FL	USG Logix™ 150 mm x 600 mm FW Connector Panel with Fineline® (FL) edge, perforated C116D	Flat White
	LCP150600-C116D-FM	USG Logix™ 150 mm x 600 mm FW Connector Panel with Flush Mount (FM) edge, perforated C116D	Flat White

**PHYSICAL DATA/
 FOOTNOTES**

Product literature

USG Logix™ systems guide: IS268
 USG Logix™ architectural design guide: IS287
 USG Logix™ critical system dimensions: IC609

See usg.com or cgccinc.com for the most up-to-date product information.

Product Evaluation Report

ICC ES ESR-1222

Online tools

usgdesignstudio.com, cgcdesignstudio.com
 or usg.ecomedes.com

ICC Evaluation Service, LLC Report Compliance

For areas under ICC jurisdiction, see ICC-ES Evaluation Report ESR-1222 for allowable values and conditions of use. Reports are subject to reexamination, revision and possible cancellation. Refer to usg.com for most current version.

ASTM Load Compliance

Classified as Light, Intermediate or Heavy Duty when tested in accordance with ASTM C635.

Material

Min. G30 hot-dipped galvanized steel.

Installation

Must be installed in compliance with ASTM C636, ASTM E580, CISCA and standard industry practices, within all applicable code requirements. Alternative assemblies and installation methods may be utilized when approved by the authority having jurisdiction. USG recommends checking with the authority having jurisdiction prior to designing and installing a suspended ceiling system.

Notice

We shall not be liable for incidental and consequential damages, directly or indirectly sustained, nor for any loss caused by application of these goods not in accordance with current printed instructions or for other than the intended use. Our liability is expressly limited to replacement of defective goods. Any claim shall be deemed waived unless made in writing to us within thirty (30) days from date it was or reasonably should have been discovered.

Note

1. The connector panels are unique in size and function. They are designed to link various utilities in the utility channel such as luminaires and channel panels without cross tees. Refer to USG Logix™ Integrated Ceiling Systems Critical System Dimensions (IC609) for actual dimensions, details and layouts.

Notice

The information in this document is subject to change without notice. CGC Inc. or USG Corp. assumes no responsibility for any errors that may inadvertently appear in this document.

IS283/rev. 8-24

© 2024 USG Corporation and/or its affiliates. All rights reserved. Printed in USA

Manufactured by USG Interiors, LLC
 550 West Adams Street
 Chicago, IL 60661

The trademarks USG, CGC, CENTRICITEE, DONN, DX, DXF, DXI, DXT, FINELINE, HALCYON, IDENTITEE, LOGIX, PANZ, IT'S YOUR WORLD, BUILD IT, the USG/CGC logo, the design elements and colors, and related marks are trademarks of USG Corporation or its affiliates.

Safety First! Follow good safety/industrial hygiene practices during installation. Wear appropriate personal protective equipment. Read SDS and literature before specification and installation.

