




CGC SHEETROCK® BRAND ULTRALIGHT PANELS FIRECODE® 30

DATA SHEET



LIGHTWEIGHT, QUALITY WALL AND CEILING PANELS FOR INTERIOR APPLICATIONS

- Up to 30% lighter than standard 15.9 mm (5/8") Type X gypsum panels
- Easier to lift, carry and install
- Lighter weight speeds installation
- ULC Listed and cUL Classified for fire resistance: 30 minute and 1 hour fire-rated walls
- Qualifies as a low VOC emitting material (meets CA 01350)
- Strength and impact resistance comparable to standard 15.9 mm (5/8") Firecode®
- Same high quality as all CGC Sheetrock® Brand Gypsum Panels

DESCRIPTION

CGC Sheetrock® Brand UltraLight Panels Firecode® 30 have been formulated to achieve all of the strength and physical performance characteristics as standard 15.9 mm (5/8") CGC Sheetrock® Brand Firecode® Core Panels at a significantly reduced weight. The panels have an innovative, engineered core and proprietary face and back papers that form a high strength to weight ratio composite design. The noncombustible core is encased in stronger, 100% recycled face and back papers. The natural finish face paper is folded around the long edges to reinforce and protect the core, and the ends are cut square and even. The long edges of the panels are tapered, allowing joints to be reinforced and concealed with CGC/Synko® Brand joint treatment systems. The product name is printed with non-bleeding ink on the face of each panel for identification after installation.

INTENDED FOR

- Commercial or residential applications where 15.9 mm (5/8") Type X panels are NOT required
- New, or repair and remodel construction
- Non-fire-rated steel or wood framed wall and ceiling assemblies
- Single-layer wood or steel framed 30 minute fire-rated wall assemblies
- Double-layer gypsum panel steel framed 1 hour fire-rated wall assemblies

LIMITATIONS

1. It is NOT a Type X panel as defined in ASTM C1396 or CAN/CSA-A82.27-M.
2. Avoid exposure to sustained temperatures exceeding 52 °C (125 °F).
3. Avoid exposure to excessive, repetitive or continuous moisture before, during and after installation.
4. Eliminate sources of moisture immediately.
5. Maximum frame spacing is 610 mm (24") o.c.
6. Maximum weight of unsupported insulation is 10.7 kg/m² (2.2 lb./ft.²)
7. Must be stored off of the ground and under cover in accordance with Gypsum Association publication GA-801-07, *Handling and Storage of Gypsum Panel Products*.

INSTALLING, FINISHING AND DECORATING

CGC Sheetrock® UltraLight Panels Firecode 30 install and finish just like standard 15.9 mm (5/8") CGC Sheetrock® Brand Firecode® Panels. Fastener type and spacing requirements are the same as for standard 15.9 mm (5/8") Type X.

For high-quality finishing results, CGC recommends the following products:

- CGC/Synko® Ready-Mixed Joint Compounds
- CGC/Synko® Setting-Type Joint Compounds
- CGC/Synko® Joint Tape
- CGC Sheetrock®/Beadex® Paper Faced Metal Drywall Bead and Trim
- CGC Sheetrock® First Coat Primer or Synko® Pre-Coat Drywall Surface Equalizer
- CGC Sheetrock® Tuff-Hide™ Primer-Surfacer

Painting products and systems should be used which comply with recommendations and requirements in Appendices of ASTM C840. For priming and decorating with paint, texture or wall covering, follow manufacturer's directions for materials used. Gypsum Association GA-214, *Recommended Specification for Levels of Gypsum Board Finish*, should be referred to in order to determine the level of finishing needed to ensure a surface properly prepared to accept the final decoration.

All surfaces, including applied joint compound, must be thoroughly dry, dust-free, and not glossy. Prime with CGC Sheetrock® Brand First Coat Primer, Synko® Brand Pre-Coat Drywall Surface Equalizer or with an undiluted, interior latex flat paint with high solids content. Allow to dry before decorating.


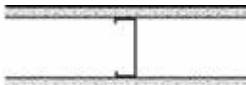
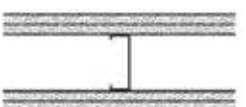
To improve fastener concealment, where gypsum panel walls and ceilings will be subjected to severe artificial or natural side lighting, or be decorated with a gloss paint (egg shell, semigloss or gloss), the gypsum panel surface should be skim coated with joint compound. This equalizes suction and texture differences between the drywall face paper and the finished joint compound before painting. As an alternative to skim coating, or when a Level 5 finish is required, use CGC Sheetrock® Brand Tuff-Hide™ Primer-Surfacer.



TEST DATA

PROPERTY		ASTM TEST METHOD	ASTM C1396 SPECIFICATION 15.9 mm (5/8") GYPSUM DRYWALL	15.9 mm (5/8") CGC SHEETROCK® BRAND ULTRALIGHT PANELS FIRECODE® 30
Surface Burning Characteristics	Flame Spread	CAN/ULC S102	Flame Spread Index, not greater than 25	15
	Smoke Developed	CAN/ULC S102	Smoke Developed Index, not greater than 450	0
Core Hardness	Field	C-473 (B)	Not less than 49 N (11 lbf)	Meets or exceeds
	End	C-473 (B)	Not less than 49 N (11 lbf)	Meets or exceeds
	Edge	C-473 (B)	Not less than 49 N (11 lbf)	Meets or exceeds
Flexural Strength	Parallel	C-473 (B)	Not less than 205 N (46 lbf)	Meets or exceeds
	Perpendicular	C-473 (B)	Not less than 654 N (147 lbf)	Meets or exceeds
Humidified Deflection		C-473	Not greater than 16 mm (5/8")	Less than
Nail Pull Resistance		C-473 (B)	Not greater than 387 N (87 lbf)	Meets or exceeds

FIRE AND SOUND PERFORMANCE

30-MINUTE FIRE-RATED CONSTRUCTION			ACOUSTIC PERFORMANCE
Construction Detail	Description	Test Number	STC
	15.9 mm (5/8") CGC Sheetrock® UltraLight Panels Firecode 30 2x4 wood studs 406 mm (16") o.c – load bearing	ULC Design W496 or, cUL Design No. U407	33 w/ R-11 fiberglass sound batt
			45 w/ R-11 fiberglass sound batt, RC-1 one side
	15.9 mm (5/8") CGC Sheetrock® UltraLight Panels Firecode 30 25 EQ gauge steel studs 609 mm (24") o.c.	ULC Design W496 or, cUL Design No. U407	44 w/ R-11 fiberglass sound batt
			45 w/ mineral wool sound batt
1 Hour Fire-Rated Construction			
	2 layers 15.9 mm (5/8") CGC Sheetrock® UltraLight Panels Firecode 30 each side 25 EQ gauge steel studs 609 mm (24") o.c.	ULC Design W496 or, cUL Design No. U407	52 w/ R-11 fiber-glass sound batt

For more information on fire and sound performance, please see CGC Sheetrock® UltraLight Panels Firecode Core Sound Assembly Selector Guide MK_P_SNDGUIDE_FC30





PRODUCT DATA

Dimensions	15.9 mm (5/8") thick, 1220 mm (48") wide, 2440 mm (8'), 2745 mm (9'), 3050 mm (10') and 3660 mm (12') long. Other sizes available by special order.
Weight¹	7.8 - 8.79 kg/m ² (1.6 - 1.8 lb./ft. ²)
Edges	Tapered
Packaging	2 panels per bundle

1. Represents approximate weight for design and shipping purposes. For specific product weight in your area, contact your local CGC representative or call Customer Service at 1-800-387-2690.

COMPLIANCE

Manufactured to meet or exceed ASTM C1396 for 15.9 mm (5/8") gypsum panels, non Type X, section 5. Class A Surface Burning Characteristics, as defined in IBC Section 803.1.

PRODUCT INFORMATION

See cgcinc.com for the most up-to-date product information.

TRADEMARKS

The trademarks CGC, SHEETROCK, BEADEX, FIRECODE, SYNKO, TUFF-HIDE, THE CGC LOGO, and related marks are trademarks of USG Corporation or its subsidiaries or its affiliates.

NOTE

Products described here may not be available in all geographic markets. Consult your CGC sales office or representative for information.

NOTICE

We shall not be liable for incidental and consequential damages, directly or indirectly sustained, nor for any loss caused by application of these

goods not in accordance with current printed instructions or for other than the intended use. Our liability is expressly limited to replacement of defective goods. Any claim shall be deemed waived unless made in writing to us within thirty (30) days from date it was or reasonably should have been discovered.

SAFETY FIRST!

Follow good safety/industrial hygiene practices during installation. Wear appropriate personal protective equipment. Read MSDS and literature before specification and installation.

Manufactured by:
CGC Inc.
350 Burnhamthorpe Rd. W, 5th Floor
Mississauga, ON L5B 3J1

