


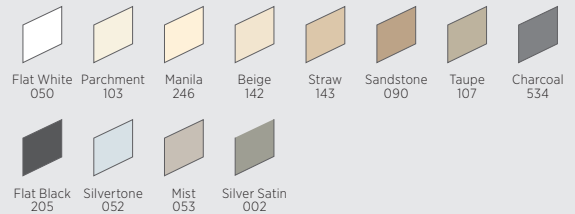
USG DONN® BRAND CELEBRATION™ TORSION SPRING F-MOLD




USG Donn® Brand Celebration™
Torsion Spring F-Mold/USG
Celebration™ Celebration Torsion
Spring Panel

TO ORDER SAMPLES, GO TO USG.COM OR CGCINC.COM

STANDARD COLORS



ADVANTAGE COLORS



FEATURES AND BENEFITS

- Ensures that trim faces are level.
- Installs faster than standard perimeter trim.

APPLICATIONS

- All interior general use areas

USG DONN® BRAND CELEBRATION™ TORSION SPRING F-MOLD

ORDER SAMPLES/LITERATURE
USG: samplitt@usg.com
fax: 888 874-2348 | usg.com
CGC: contact Sales Representative

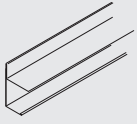
SEE LEED REPORT TOOL
for detailed sustainability
information.

TECHNICAL SERVICES
800 USG.4YOU (874-4968)

TECHNICAL INFORMATION
usgdesignstudio.com
cgcdesignstudio.com

10
YEAR
AVAILABILITY

MOLDING¹



PHYSICAL DATA/ FOOTNOTES

Wall Angle ²	Length	Item No.	Color
	12' 3600 mm	CTS15AL	Flat White Standard Advantage

Product literature
Data sheet: IC641

Material
Aluminum.

Recycled content
For details, see the LEED report tool at usgdesignstudio.com or cgcdesignstudio.com.

Installation
Install according to ASTM C636, ASTM E580, CISCA and USG requirements. Alternate installation methods may be used when approved by the authority having jurisdiction.

Notes

- For more information about moldings, see the Perimeter Interface selector on usgdesignstudio.com or cgcdesignstudio.com.
- Panels must be field-cut to size and field-revealed, where necessary, at the perimeter.

Notice
The information in this document is subject to change without notice. CGC Inc. or USG Corp. assumes no responsibility for any errors that may inadvertently appear in this document.

IC641/rev. 4-16
© 2016 USG Corporation and/or its affiliates. All rights reserved. Printed in U.S.A.

Manufactured by
USG Interiors, LLC
550 West Adams Street
Chicago, IL 60661

The trademarks USG, CELEBRATION, DONN, IT'S YOUR WORLD. BUILD IT., the USG logo, the design elements and colors, and related marks are trademarks of USG Corporation or its affiliates.

Safety First! Follow good safety/industrial hygiene practices during installation. Wear appropriate personal protective equipment. Read SDS and literature before specification and installation.

