

USG DONN® BRAND CE™ ACOUSTICAL SUSPENSION SYSTEM

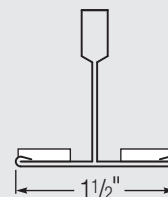
USG Donn® Brand CE™
Acoustical Suspension System/
USG Clean Room™ Acoustical
Panels with ClimaPlus™
Performance-Class 100

TO ORDER SAMPLES, GO TO USG.COM OR CGCINC.COM



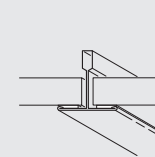
Flat White
050

PROFILE



USG Donn® Brand

EDGE DETAIL



Square Edge

FEATURES AND BENEFITS

- Grid system with factory-applied white, closed-cell foam gaskets for controlled-environments.
- Min. G30 hot-dipped galvanized body provides corrosion protection.
- Supports Clean Room HEPA filters and lights.
- ICC-ES evaluated for building code compliance and seismic installations (ICC-ESR-1222).
- Meets 2014 *Guidelines for Healthcare Facilities*.
- Capable of withstanding cleaning and/or disinfecting chemicals as tested in accordance with ASTM D5402.

APPLICATIONS

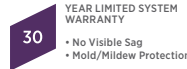
- Clean Rooms
- Hospitals
- Food processing areas
- Healthcare facilities, restricted and semirestricted areas
- Certified to meet ISO 14644-1 Class 5-8 (Fed. Standard 209E Class 100-100,000)

USG DONN® BRAND CE™ ACOUSTICAL SUSPENSION SYSTEM

ORDER SAMPLES/LITERATURE
USG: samplitt@usg.com
phone: 866 528-7089 | usg.com
CGC: contact Sales Representative

FOR MOST UP-TO-DATE
TECHNICAL INFORMATION
AND LEED REPORT TOOL
usgdesignstudio.com
cgcdesignstudio.com

TECHNICAL SERVICES
800 USG.4YOU (874-4968)



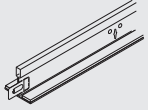
ASTM Class	Length	Height	Item No.	Fire Rating	Color	Seismic Design Category		Rated Load ^{1,2,3}							
						IBC	ICC-ES Evaluated Installation	4' Hanger Spacing	5' Hanger Spacing	6' Hanger Spacing					
Heavy Duty	12'	1-1/2" 38 mm	DXWCE26 	Class A 	Flat White	A-F		7/8" Molding ACM7 Clip	16 lb./LF	7.3 lb./LF	4.9 lb./LF				
	2'	1-1/2" 38 mm	DXWCE224									—	—	36 lb./LF	
	4'	1-1/2" 38 mm	DXWCE424									—	—	13 lb./LF	
Intermediate Duty	12'	1.64" 42 mm	DXCE24	Class A	Flat White	A-C	7/8" Molding ACM7 Clip	12 lb./LF	6.1 lb./LF	3.6 lb./LF					
	Heavy Duty	12'	1.64" 42 mm								DXCE26	A-F	7/8" Molding ACM7 Clip	16 lb./LF	7.3 lb./LF
	2'	1-1/2" 38 mm	DXCE224	Class A	Flat White										
	4'	1-1/2" 38 mm	DXCE424									Class A	Flat White		
Wall Angle	Length	Item No.	Color	Hold-Down Clips ⁶											
	12'	M7CE 	Flat White												
	10'	US28CE	Flat White												

High Recycled Content

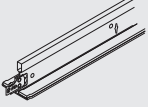
Classified as containing greater than 50% total recycled content. Total recycled content is based on product composition of postconsumer and preconsumer (postindustrial) recycled content per FTC guidelines.

1-1/2" TEE SYSTEM⁷

Main Tee

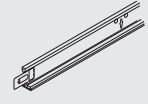


Cross Tee 1-1/2"

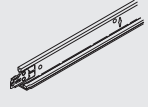


15/16" TEE SYSTEM

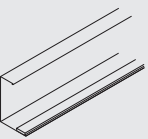
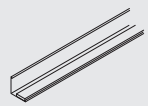
Main Tee



Cross Tee 1-1/2"



MOLDING^{4,5,7}



PHYSICAL DATA/ FOOTNOTES

Notice

The information in this document is subject to change without notice. CGC Inc. or USG Corp. assumes no responsibility for any errors that may inadvertently appear in this document.

AC3129/rev. 8-21

© 2021 USG Corporation and/or its affiliates. All rights reserved. Printed in U.S.A.

Product literature and samples

Data sheet: AC3129
DXCE™ sample: 2079001

Material

Min. G30 hot-dipped galvanized steel body and cap. Baked-on polyester paint.

Installation

Must be installed in compliance with ASTM C636, ASTM E580, Cisca and standard industry practices, within all applicable code requirements. Class 5-8 (Fed. Standard 209E Class 100-100,000) installations require hold-down clips and US28CE molding. Install a L15 hold-down clip within 3 in. of each panel corner. For a 2' x 4' system install an additional L15 hold-down clip centered on the 4' side. Border panels shall have a C-8 hold-down clip within 3 in. of each panel corner. For a 2' x 4' system install an additional C-8 hold-down clip centered on the 4' side. Alternative assemblies and installation methods may be utilized when approved by the authority having jurisdiction.

Online tools

usgdesignstudio.com or cgcdesignstudio.com

Limitations

Interior applications only. The gasket face contains a protective strip that must be removed prior to panel installation. The standard gasket is not recommended for installations with metal panels. If metal panels are desired, a special gasket suitable for metal panels may be applied to the USG Donn® Brand CE™ Acoustical Suspension System through special order.

ICC Evaluation Service, LLC Report Compliance

For areas under ICC jurisdiction, see ICC-ES Evaluation Report ESR-1222 for allowable values and conditions of use. Reports are subject to reexamination, revision and possible cancellation. Refer to usg.com for most current version.

LA Research Report - RR 25764

Refer to usg.com for most current version.

ASTM Load Compliance

Classified as Light, Intermediate or Heavy Duty when tested in accordance with ASTM C635.

Healthcare facilities

– No crevice created between suspension system and tile, meets or exceeds requirements for restricted and semirestricted areas.
– Capable of withstanding cleaning and/or disinfecting chemicals as tested in accordance with ASTM D5402-93.

Testing

Tested in accordance with Federal Standard 209E.

Notes

1. Load test data shows uniform load in lb./LF based on simple span tests in accordance with ASTM C635 deflection limit on L/360.
2. When required, lay-in light fixtures used in Clean Room ceiling assemblies shall be certified for Clean Room applications.
3. HEPA filters must be supported at all four corners of grid module.
4. For more information on moldings, see Perimeter Interface selector.
5. Panels must be field-cut to size at the perimeter.
6. US28CE molding and L15 and C-8 hold-down clips required for Clean Room ISO Class 5-8 (Fed. Standard 209E Class 100-100,000) applications.
7. Metric sizes available by RTQ.

Manufactured by USG Interiors, LLC
550 West Adams Street
Chicago, IL 60661

The trademarks USG, CGC, CE, CLEAN ROOM, CLIMAPLUS, DONN, IT'S YOUR WORLD. BUILD IT., the USG/CGC logo, the design elements and colors, and related marks are trademarks of USG Corporation or its affiliates.

Safety First! Follow good safety/industrial hygiene practices during installation. Wear appropriate personal protective equipment. Read SDS and literature before specification and installation.

