

USG COMPÄSSO™ ELITE TRANSITIONS

USG Compässö™ Elite DAS
Transitions Trim with
USG Mars™ Acoustical Panels/
USG Donn® Brand Identitee® DXI™
Acoustical Suspension System

TO ORDER SAMPLES, GO TO USG.COM OR CGCINC.COM

Other colors available by special order.

PAINTED COLORS



Flat White
050

CUSTOM COLORS AVAILABLE



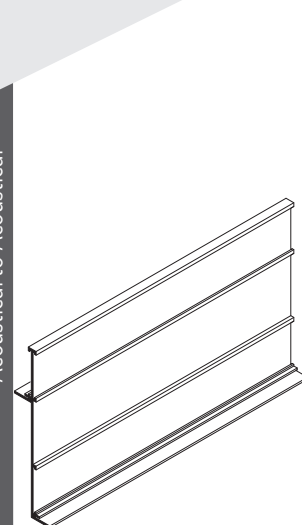
FEATURES AND BENEFITS

- USG Compässö™ Elite Transitions are extruded aluminum trims for creating elevation change fascias between differing ceiling planes.
- Easier to install than conventional drywall fascias.
- Available for drywall lower to acoustical upper and acoustical to acoustical ceiling transitions.
- Drywall transition has an integrated taping flange for a clean, finished edge.
- Designed for 5/8" thick gypsum board.
- Compatible with all USG Donn® Brand Suspension Systems and USG Drywall Suspension Systems.
- Works with USG Compässö™ Elite attachment clips and splice plates.

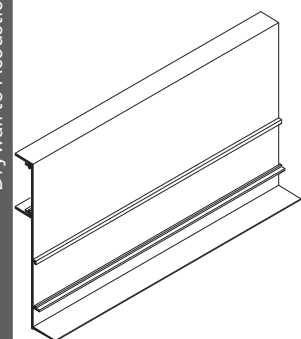
APPLICATIONS

- Interior Applications
- Wall to Wall Ceilings
- Quick Ship Straights
- New Construction

Acoustical to Acoustical



Drywall to Acoustical



USG COMPASSO™ ELITE TRANSITIONS

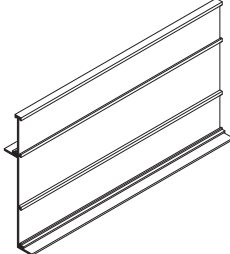
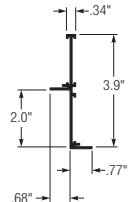
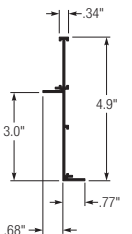
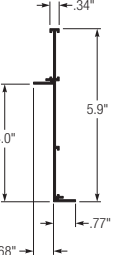
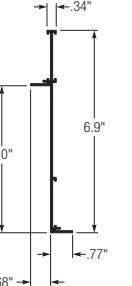
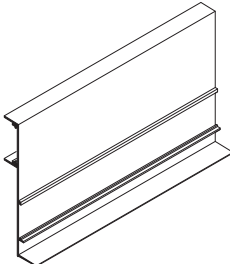
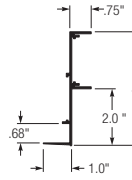
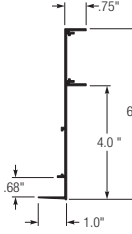
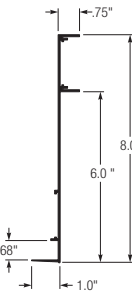

ORDER SAMPLES/LITERATURE
 USG: samplitt@usg.com
 phone: 866 528-7089 | usg.com
 CGC: contact Sales Representative

FOR MOST UP-TO-DATE
 TECHNICAL INFORMATION
 AND LEED REPORT TOOL
usgdesignstudio.com
cgcdesignstudio.com

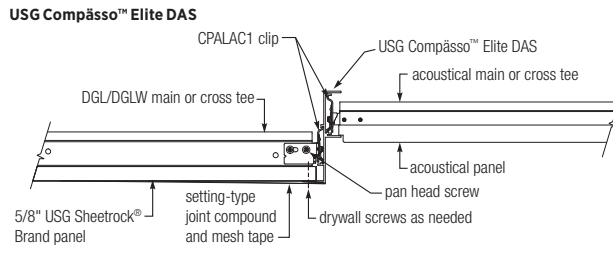
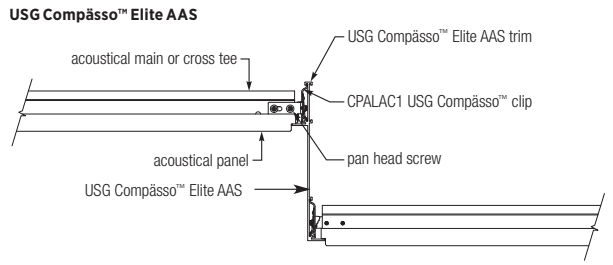
TECHNICAL SERVICES
 800 USG.4YOU (874-4968)

PRODUCT INFORMATION

TRIM PROFILES

Materials	Length		Finishes		
Extruded aluminum alloy	10 ft.		Factory-applied powder-coated polyester finish		
USG Compasso™ Elite AAS Acoustical to Acoustical	2" - ALSFTACAC210	3" - ALSFTACAC310	4" - ALSFTACAC410	5" - ALSFTACAC510	6" - ALSFTACAC610
					
USG Compasso™ Elite DAS Drywall Lower to Acoustical Upper	2" - ALSFTDWAC210	4" - ALSFTDWAC410	6" - ALSFTDWAC610	Available Factory-Welded Corners	
					

ATTACHMENT DETAILS



Important:
 Taping flange must be lightly sanded before applying joint compound. For complete installation instructions, refer to *USG Compasso™ Elite Transitions Installation Guide (IC624)*.

PHYSICAL DATA

Product literature

Data sheet: IC623
 Installation guide: IC624
 Warranty SC2102
 Care and maintenance instructions: IC518
 Trim systems design guide

Light Reflectance

Flat White .80 LR

Material

Extruded aluminum alloy.

Notice

The information in this document is subject to change without notice. CGC Inc. or USG Corp. assumes no responsibility for any errors that may inadvertently appear in this document.

IC623/rev. 6-21

© 2021 USG Corporation and/or its affiliates. All rights reserved. Printed in U.S.A.

Manufactured by USG Interiors, LLC
 550 West Adams Street
 Chicago, IL 60661

The trademarks USG, CGC, COMPASSO, DONN, DXI, IDENTITEE, MARS, SHEETROCK, IT'S YOUR WORLD. BUILD IT., the USG/CGC logo, the design elements and colors, and related marks are trademarks of USG Corporation or its affiliates.

Safety First! Follow good safety/industrial hygiene practices during installation. Wear appropriate personal protective equipment. Read SDS and literature before specification and installation.

