

## ENVIRONMENTAL PRODUCT DECLARATION

# SANDRIFT™ ACOUSTICAL PANELS

WITH CLIMAPLUS™ PERFORMANCE



Exceptionally durable, with superior sound control and sag resistance, these uniquely medium-textured panels are an artful custom ceiling option. Each Sandrift™ Acoustical Ceiling Panel is made with a cast process that enhances its appearance and gives it excellent sound absorption and durability. Their mildew and mold resistance, and high noise reduction qualities, make them a high-quality, versatile choice for many ceiling projects.



For over a century, sustainable practices have naturally been an inherent part of our business at USG. Today, they help shape the innovative products that become the homes where we live, the buildings where we work and the arenas where we play. From the product formulations we choose, to the processes we employ, USG is committed to designing, manufacturing, and distributing products that minimize overall environmental impacts and contribute toward a healthier living space. We believe that transparency of product information is essential for our stakeholders and EPDs are the next step toward an even more transparent USG.

For additional information, visit [usg.com](http://usg.com), [cgcinc.com](http://cgcinc.com) and [usgdesignstudio.com](http://usgdesignstudio.com)



# ENVIRONMENTAL PRODUCT DECLARATION

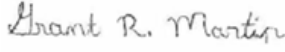



Sandrift™ Acoustical Panels  
Acoustical Ceiling Panels with ClimaPlus™ Performance



According to ISO 14025,  
ISO21930:2007 and EN 15804

This declaration is an environmental product declaration (EPD) in accordance with ISO 14025. EPDs rely on Life Cycle Assessment (LCA) to provide information on a number of environmental impacts of products over their life cycle. Exclusions: EPDs do not indicate that any environmental or social performance benchmarks are met, and there may be impacts that they do not encompass. LCAs do not typically address the site-specific environmental impacts of raw material extraction, nor are they meant to assess human health toxicity. EPDs can complement but cannot replace tools and certifications that are designed to address these impacts and/or set performance thresholds – e.g. Type 1 certifications, health assessments and declarations, environmental impact assessments, etc. Accuracy of Results: EPDs regularly rely on estimations of impacts, and the level of accuracy in estimation of effect differs for any particular product line and reported impact. Comparability: EPDs are not comparative assertions and are either not comparable or have limited comparability when they cover different life cycle stages, are based on different product category rules or are missing relevant environmental impacts. EPDs from different programs may not be comparable.

PROGRAM OPERATOR	UL Environment	
DECLARATION HOLDER	USG	
DECLARATION NUMBER	4788655768.114.1	
DECLARED PRODUCT	Sandrift Acoustical Panels with ClimaPlus Performance	
REFERENCE PCR	UL Part B: Non-metal Ceiling Panel October 2015-v.1	
DATE OF ISSUE	July 1, 2019	
PERIOD OF VALIDITY	5 Years	
CONTENTS OF THE DECLARATION	Product definition and information about building physics Information about basic material and the material's origin Description of the product's manufacture Indication of product processing Information about the in-use conditions Life cycle assessment results Testing results and verifications	
The PCR review was conducted by:	UL Environment	
	PCR Peer Review Panel	
	epd@ulenvironment.com	
This declaration was independently verified in accordance with ISO 14025 by Underwriters Laboratories <input type="checkbox"/> INTERNAL <input checked="" type="checkbox"/> EXTERNAL	 Grant R. Martin, UL Environment	
	 Thomas P. Gloria, Industrial Ecology Consultants	
This life cycle assessment was independently verified in accordance with ISO 14044 and the reference PCR by:		

This EPD conforms with ISO 21930:2007 and EN 15804



Sandrifit™ Acoustical Panels  
Acoustical Ceiling Panels with ClimaPlus™ Performance

According to ISO 14025,  
ISO 21930:2007

## 1. Product System Documentation

### 1.1. Product Description

#### Product Identification

Sandrifit™ Acoustical Ceiling Panels have a unique pattern that compliments their unique array of high-quality performance metrics. Not only do these custom panels offer one-of-a-kind ceiling design, but they rival many of the best options for combined light reflectance, sound control, and sag, mold and mildew resistance.

The cast family of products covered by this EPD consist of a mineral wool/starch/filler basemat textured to achieve different aesthetic surfaces. These products generally fall under ASTM E1264 Section 5.2 designation as Type III - Mineral base with painted finish and Form 1 – Nodular. This EPD covers the following ¾” Sandrifit™ acoustical products: Item nos.: 808 and 809.

### 1.2. Application

The products covered by this EPD are designed to be installed in a suitable metal grid system typically designed to accommodate a nominal 2’x2’ panel.

### 1.3. Technical Data

The following technical construction data is relevant for the products covered by this EPD.

Table 1: Technical Specifications

NAME	TEST METHOD	¾” SANDRIFIT™ (70/38)
Noise Reduction Coefficient (NRC)	C423	0.70
Articulation Class (AC)	E1111 and Classification E1110	N/A
Ceiling Attenuation Class (CAC)	E1414 and Classification E413	38
Fire Rating	E84 and CAN/ULC S102	Class A
Light Reflection	E1477	0.83

### 1.4. Placing on the Market / Application Rules

The respective standard and general technical approval for these products are indicated above. Further detail may be found on the USG.com website.

### 1.5. Delivery Status

The products under consideration are typically delivered in bundles of 8 pieces per carton, surrounded by cardboard sleeve and wrapped in plastic.





Sandrift™ Acoustical Panels  
Acoustical Ceiling Panels with ClimaPlus™ Performance

According to ISO 14025,  
ISO 21930:2007

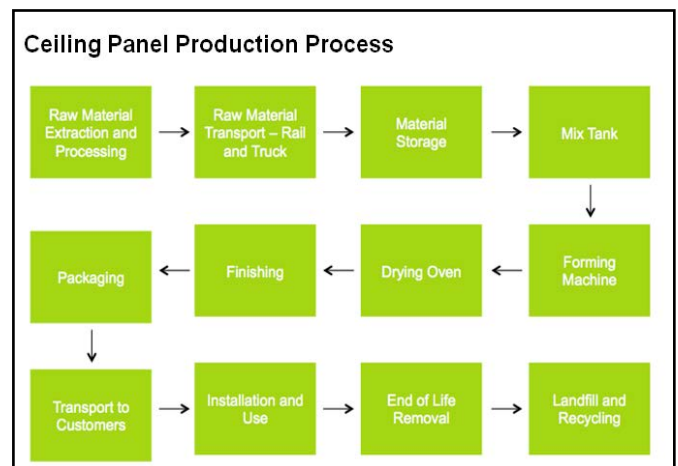
1.6. Base Materials

Table 2: Material Composition

MATERIAL	PERCENTAGE MASS
Drymat	97.4 %
Coating	2.6 %
<b>Sum</b>	<b>100%</b>

1.7. Manufacture

Cast acoustical ceiling panels contain mostly mineral wool, starch and a filler. The finishing and packaging unit processes are dominated by the use of water-based paint. In the manufacturing process, ingredients (starch and stucco) are mixed with water to form a slurry. This slurry is then heated and the thickened slurry is mixed with mineral wool and spread into trays. A texture is applied and the panels are dried. The dried panels are cut or trimmed into the appropriate sizes and painted. After inspection, the ceiling tiles are packaged for shipment. Shrink-wrap and corrugated strip are used as packing materials. Panel trim and panels that are chipped or broken during manufacturing are land-filled.



1.8. Environment and Health During Manufacturing

All appropriate equipment required by federal, state and local regulations are in place at all USG manufacturing facilities.

1.9. Installation

The ceiling panels must be installed in accordance with all applicable USG Interiors installation guidelines. Approved installation procedures are provided in the Ceiling Systems Handbook published by the Ceiling and Interior Systems Construction Association and must be followed. Installation of USG’s ceiling and grid products is accomplished by manual labor using mostly hand tools. No material or energy inputs are required on the jobsite.

1.10. Packaging

USG Interiors ceiling panels are packaged using cardboard sleeves and are then wrapped in plastic shrink wrap. USG encourages the proper recycling of these packaging materials. Both the production and disposal of these packaging materials was modeled in this study.





**Sandrift™ Acoustical Panels**  
Acoustical Ceiling Panels with ClimaPlus™ Performance

According to ISO 14025,  
ISO 21930:2007

## 1.11. Conditions of Use

---

To insure the longevity of the product, panels should not be exposed to moisture, high humidity or high temperature. Criteria can be found in the USG warranty information specific for each product.

## 1.12. Environment and Health During Use

---

This product is not expected to produce any unusual hazards during normal use. Exposure to high dust levels may irritate the skin, eyes, nose, throat, or upper respiratory tract. Proper personal protective gear should be worn by installer for protection.

## 1.13. Reference Service Life

---

A default RSL of 75 years shall be assumed for the product and ceiling panel mounting system. An assumed Estimated Service Life (ESL) of 75 years shall be used for building life.

## 1.14. Extraordinary Effects

---

### Fire

All ceiling product covered by this EPD are certified to be Class A (flame spread of 25 or less, smoke developed of 50 or less per ASTM E84 and CAN/ULC S102). In addition, products listed as Firecode meet ASTM E119 (see a USG sales representative for approved fire rated assemblies).

### Water

Moisture must not come in contact with the ceiling panel as a result of a leaking roof, a sweating pipe, a leaking radiator, a flood, condensation on windows, condensation on more subtle surfaces where dew points are reached, humidified air from the HVAC system or any other similar causes.

### Mechanical Destruction

The product must be installed and maintained in accordance with current USG written instructions and best industry practice, including the Cisca Handbook and ASTM C636, "Standard Practice for Installation of Metal Ceiling Suspension Systems for Acoustical Tile and Lay-In Panels."

## 1.15. Re-Use Phase

---

With proper care, ceiling panels may be reused at the end of a building's life.

## 1.16. Disposal

---

USG is helping to meet the needs of a growing world and preserve natural resources by taking back approved ceiling panels from any manufacturer and recycling them into new building products. While USG encourages recycling of its ceiling panels through its take back program, all ceiling panel waste generated during installation and at end-of-life is assumed to be disposed of in an appropriate landfill.





Sandrift™ Acoustical Panels  
Acoustical Ceiling Panels with ClimaPlus™ Performance

According to ISO 14025,  
ISO 21930:2007

## 2. LCA Calculation Rules

### 2.1. Declared Unit

The declared unit for ceiling panels is defined as one square meter with optional reporting of one square foot (12"x12") of ceiling panel.

Table 3: Declared Unit

NAME	SANDRIFT™ (METRIC)	SANDRIFT™ (STANDARD)
Declared Unit	0.093 m <sup>2</sup>	1 ft <sup>2</sup>
Declared Thickness	1.90 cm	0.750 in
Surface weight per declared unit	7.56 kg/m <sup>2</sup>	1.549 lb/ft <sup>2</sup>

For purposes of defining a functional unit, an ESL of a building in North America of 75 years shall be used.

### 2.2. System Boundary

This EPD represents a “cradle-to-grave” LCA analysis for cast ceiling panels. It covers all the production steps from raw material extraction (i.e., the cradle) to end of life disposal (grave).

### 2.3. Estimates and Assumptions

In the case of the Walworth mineral wool production, the mineral wool production facility is a stand-alone facility which facilitated the collection of raw material and energy inputs. All mineral wool raw material and energy data is specific to the manufacture of the Walworth mineral wool at the Walworth, WI plant.

Additional data limitations include the use of proxy processes rather than actual supplier generated primary data. This would include such processes as starch, which is representative of starch but may not necessarily be representative of USG’s particular starch supplier. In addition, the data is limited in that the primary data was collected during the 2017 year and changes in operations may increase/decrease impacts in the future. Other data limitations include the use of secondary data sets instead of primary data for upstream and downstream processes, local impacts vs. global impacts, possible impacts vs. actual impacts, inherent uncertainty in the data sets, accuracy and precision of impact assessment methodology, etc.

### 2.4. Cut-off Criteria

All inputs and outputs to a (unit) process were included in the calculation for which data is available.

In case of insufficient input data or data gaps for a unit process, the cut-off criteria was 1% of renewable and non-renewable primary energy usage and 1% of the total mass of that unit process. The total neglected input flows did not exceed 5% of energy usage and mass.

As such, some minor additives that fell well below the cut-off criteria and were therefore not included in this study.





Sandrift™ Acoustical Panels  
Acoustical Ceiling Panels with ClimaPlus™ Performance



According to ISO 14025,  
ISO 21930:2007

## 2.5. Background Data

---

All background was sourced from critically reviewed GaBi databases.

## 2.6. Data Quality

---

The LCA model was created using the GaBi ts software. Specific comments related to data quality requirements cited in ISO 14025 Section 4.2.3.6.2 include the following.

**Temporal:** In the case of cast ceiling tile production, the LCI data was collected from the Walworth, WI plant for the 2017 production year.

**Geographical:** Where possible, all processes were chosen as being representative of US manufacturing processes.

**Technical:** The data selected for this study is specific to the technology used in the preparation of the various raw materials.

**Precision:** The raw material usage amounts were derived from plant quality data on finished products, coatings usage plant data and product formulas.

**Completeness:** Virtually all the significant raw material flows (> 99%) in cast ceiling panel production has been modeled. The exception consists of transportation of the coating raw materials; the effect of which was determined to be less than 1% of the total.

**Representative:** Where possible all the data sets were selected to be representative of US-based production, are less than 10 years in age and are representative of the technology being employed.

**Consistency:** All the manufacturing processes were modeled in a consistent manner throughout this study in accordance with the goal and scope definitions.

**Reproducibility:** The information contained in this study, including raw material, energy and transportation distance inputs, have been fully documented in the LCA report.

**Sources of Data:** The sources for the processes used in this study have been fully provided in the LCA report and are representative of the material and energy sources used in actual production.

**Uncertainty:** The relative uncertainty associated with this study has been minimized. No significant assumptions have been made.

## 2.7. Period under Review

---

All raw material and energy inputs are for the 2017 calendar year.

## 2.8. Allocation

---

In the case of cast ceiling tile production, the LCI data was collected from the Walworth, WI plant for the 2017 production year. Energy inputs were again allocated on a mass basis so that 100% of the purchased gas and electricity were allocated to specific types of products based on the mass of those products. Raw material inputs were allocated to specific products based on established product formulas.

## 2.9. Comparability

---





Sandrift™ Acoustical Panels  
Acoustical Ceiling Panels with ClimaPlus™ Performance

According to ISO 14025,  
ISO 21930:2007

A comparison or evaluation of EPD data is only possible if all data sets to be compared are 1) created according to EN 15804 and 2) are considered in a whole building context or utilize identical defined use stage scenarios. Comparisons are only allowable when EPDs report cradle-to-grave information using a functional unit. Refer to section 5.3 of EN 15804 for further information. Comparison of the environmental performance of ceiling panels using EPD information shall be based on the product's use and impacts at the building level, and therefore EPDs may not be used for comparability purposes when not considering the building energy use phase as instructed under this PCR. Full conformance with the PCR for North American Ceiling Panels allows EPD comparability only when all stages of a ceiling panel life cycle have been considered. However, variations and deviations are possible.

### 3. LCA: Scenarios and additional technical information

Table 4: Transport to the building site (A4)

NAME	VALUE	UNIT
Fuel type	Diesel	-
Liters of fuel	1.52	l/100km
Vehicle type	US Truck	-
Transport distance	1056	km
Capacity	0.67	
Gross density of products transported	397	kg/m <sup>3</sup>

Table 5. Installation into the building (A5)

NAME	VALUE	UNIT
Ancillary materials	0	kg
Net freshwater consumption specified by water source and fate	0	m <sup>3</sup>
Other resources	0	kg
Electricity consumption	0	kWh
Other energy carriers	0	MJ
Material loss	7% of delivered weight	%







Sandrift™ Acoustical Panels  
Acoustical Ceiling Panels with ClimaPlus™ Performance

According to ISO 14025,  
ISO 21930:2007

Ceiling Panel Mounting System (CPMS)	~ 180	kg/MSF
Output substances following waste treatment on site	7% of delivered weight	%
Dust in the air	~ 0	kg
VOC emissions	< 9	µg/m <sup>3</sup>

Table 6. Use or application of the installed product (B1)

NAME	VALUE	UNIT
RSL	75	years
VOC	< 9	µg/m <sup>3</sup>

Table 7. Maintenance (B2)

NAME	VALUE	UNIT
Maintenance process information	As required by the PCR, a standard Life expectancy for ceiling panels based on historic practices of 75 years shall be used. No maintenance is required.	
Maintenance cycle	0	Number/ RSL
Maintenance cycle	0	Number/ ESL
Water consumption	0	m <sup>3</sup>
Auxiliary	0	kg
Other resources	0	kg
Electricity consumption	0	kWh
Other energy carriers	0	MJ
Material loss	0	kg





Sandrif<sup>TM</sup> Acoustical Panels  
Acoustical Ceiling Panels with ClimaPlus<sup>TM</sup> Performance

According to ISO 14025,  
ISO 21930:2007

Table 8. End of life (C1-C4)

NAME		SANDRIFT <sup>TM</sup>	UNIT
Collection process (specified by type)	Collected separately	0	kg
	Collected with mixed construction waste	700	kg/MSF
Recovery (specified by type)	Reuse	0	kg
	Recycling	0	kg
	Landfill	700	kg/MSF
	Incineration	0	kg
	Incineration with energy recovery	0	kg
	Energy conversion efficiency rate	0	-
Disposal	Product or material for final deposition	700	kg/MSF
Removals of biogenic carbon (excluding packaging)		0	kg CO <sub>2</sub>

#### 4. Life Cycle Assessment Results

Table 9: Description of the system boundary modules





Sandrift™ Acoustical Panels  
Acoustical Ceiling Panels with ClimaPlus™ Performance

According to ISO 14025,  
ISO 21930:2007

PRODUCT STAGE			CONSTRUCTION PROCESS STAGE		USE STAGE							END OF LIFE STAGE				BENEFITS AND LOADS BEYOND THE SYSTEM BOUNDARY
A1	A2	A3	A4	A5	B1	B2	B3	B4	B5	B6	B7	C1	C2	C3	C4	D
Raw material supply	Transport	Manufacturing	Transport from gate to site	Assembly/Install	Use	Maintenance	Repair	Replacement	Refurbishment	Building Operational Energy Use During Product Use	Building Operational Water Use During Product Use	Deconstruction	Transport	Waste processing	Disposal	Reuse, Recovery, Recycling Potential
X	X	X	X	X	X	X	X	X	X	X	X	X	X	X	X	MND

Table 10: Acronym Key

ABBREVIATION	PARAMETER	UNIT
<b>Life Cycle Impact Assessment Indicators</b>		
GWP	Global Warming Potential	kg CO <sub>2</sub> eq.
ODP	Ozone Depletion Potential	kg CFC-11 eq.
AP	Acidification Potential	kg SO <sub>2</sub> eq.
EP	Eutrophication Potential	kg N eq.
POCP	Photochemical ozone creation potential	kg O <sub>3</sub> eq.
ADP	Abiotic resource depletion potential – fossil fuels	MJ, LHV
<b>Resource Use Parameters</b>		
RPRE	Use of renewable primary energy excluding renewable primary energy resources used as raw materials	MJ, net calorific value (LHV)
RPRM	Use of renewable primary energy resources used as raw materials	MJ, net calorific value
RPRT	Total use of renewable primary energy resources (primary energy and primary energy resources used as raw materials)	MJ, net calorific value
NRPRE	Use of non-renewable primary energy excluding non-renewable primary energy resources used as raw materials	MJ, net calorific value
NRPRM	Use of non-renewable primary energy resources used as raw materials	MJ, net calorific value
NRPRT	Total use of non-renewable primary energy resources (primary energy and primary energy resources used as raw materials)	MJ, net calorific value
SM	Use of secondary materials	kg
RSF	Use of renewable secondary fuels	MJ, net calorific value
NRSF	Use of non-renewable secondary fuels	MJ, net calorific value
RE	Recovered energy	MJ, net calorific value



# ENVIRONMENTAL PRODUCT DECLARATION



**Sandrift™ Acoustical Panels**  
Acoustical Ceiling Panels with ClimaPlus™ Performance

According to ISO 14025,  
ISO 21930:2007

FW	Net use of fresh water	m3
<b>Waste Parameters</b>		
HWD	Disposed-of-hazardous waste	kg
NHWD	Disposed-of non-hazardous waste	kg
RWD	Radioactive Waste Disposed	kg
<b>Output Flow Parameters</b>		
CRU	Components for reuse	kg
MFR	Materials for recycling	kg
MER	Materials for energy recovery	kg
EE	Exported energy	MJ

## 4.1. Life Cycle Impact Assessment Results

Results are presented for 1000 square feet of ceiling panels.

Table 11: North American Impact Assessment Results Sandrift™

TRACI v2.1	UNITS	A1-A3	A4-A5	B1-B7	C1-C4
GWP 100	kg CO2 eq.	1.26E+03	7.18E+01	0.00E+00	2.00E+01
ODP	kg CFC-11 eq.	1.79E-09	5.12E-12	0.00E+00	2.78E-12
AP	kg SO2 eq.	2.52E+00	3.16E-01	0.00E+00	1.10E-01
EP	kg N eq.	5.92E-01	2.60E-02	0.00E+00	9.25E-03
POCP	kg O3 eq.	4.08E+01	1.03E+01	0.00E+00	2.68E+00
ADP	MJ, LHV	2.53E+03	1.34E+02	0.00E+00	3.48E+01





Sandrift™ Acoustical Panels  
Acoustical Ceiling Panels with ClimaPlus™ Performance

According to ISO 14025,  
ISO 21930:2007

4.2. Life Cycle Inventory Results

Table 12: Resource Use for Sandrift™

PARAMETER	UNITS	A1-C4
PERE	MJ, LHV	2.97E+03
PERM	MJ, LHV	0.00E+00
PERT	MJ, LHV	2.97E+03
PENRE	MJ, LHV	2.24E+04
PENRM	MJ, LHV	0.00E+00
PENRT	MJ, LHV	2.24E+04
SM	MJ, LHV	5.11E+02
RSF	MJ, LHV	0.00E+00
NRSF	MJ, LHV	0.00E+00
FW	m <sup>3</sup>	1.33E+01

Table 13: Output Flows and Waste Categories for Sandrift™

PARAMETER	UNITS	A1-C4
HWD	kg	2.98E-05
NHWD	kg	1.03E+03
RWD	kg	0.00E+00
CRU	kg	0.00E+00
MFR	kg	0.00E+00
MER	kg	0.00E+00
EE	MJ, LHV	0.00E+00

5. LCA Interpretation

The LCA results for the production of cast ceiling panels were dominated by energy usage; primarily gas usage during the drying process. For example, drying energy (gas and electricity usage) for Sandrift product was responsible for 83% of the global warming impact.

6. Further Information

5.1 Biopersistence of Mineral Wool Fibers

Slag wool fiber, based on its solubility and particle size, has been classified in 2001 as “not classifiable as to its carcinogenicity to humans” (Group 3) by the International Agency for Research on Cancer (IARC). The mineral slag wool fiber is exonerated from classification as a carcinogen in accordance with Note Q in the EU Commission Directive 97/69/EC. Primary routes of exposure are inhalation, eyes, and skin. Follow installation instruction and MSDS to reduce





**Sandrift™ Acoustical Panels**  
Acoustical Ceiling Panels with ClimaPlus™ Performance



According to ISO 14025,  
ISO 21930:2007

any effects.

## 5.2 VOC Emissions

USG certifies that all the cast ceiling products covered by this EPD are Low-Emitting, defined as below the emissions of the concentrations for each individual volatile organic compound as specified in the Standard Method for the Testing and Evaluation of Volatile Organic Chemical Emissions for Indoor Sources using Environmental Chambers Version 1.1 [CDPH/EHLB/Standard Method V1.1 (February 2010); aka, chamber testing portion of CA Section 01350] and ASTM Guide D5116-06. Additional information can be obtained at [USG.com](http://USG.com), [USGDesignStudio.com](http://USGDesignStudio.com).

## 7. References

### LCA REPORT

A Cradle-to-Grave Life Cycle Assessment of USG Cast Products. August 28 2018. USG.

### UL ENVIRONMENT

UL Environment General Program Instructions April 2015, version 2

PCR Part A: UL Environment and Institute of Construction and Environment e.V., Königswinter (pub.): Product Category Rules for Construction Products from the range of Environmental Product Declarations of Institut Bauen und Umwelt (IBU), Part A: Calculation Rules for the Life Cycle Assessment and Requirements on the Project Report. July 2014, version 1.3

UL Environment: PCR Guidance for Building-Related Products and Services; Part B: Non-Metal Ceiling Panel EPD Requirements; October 2015, version 1

### SUSTAINABILITY REPORTING STANDARDS

EN 15804: 2012-04 - Sustainability of construction works — Environmental Product Declarations — Core rules for the product category of construction product.

ISO 14025: 2006 - Environmental labels and declarations — Type III environmental declarations — Principles and procedures

ISO 14040: 2006 - Environmental management – Life cycle assessment – Principles and framework

ISO 14044:2006 - Environmental management – Life cycle assessment – Requirements and guidelines

ISO 14046:2013 - Environmental management- Water footprint- Principles, requirements and guidelines

ISO 15392:2008 - Sustainability in building construction- General principles

ISO 15686-1:2011 - Buildings and constructed assets- Service life planning- Part 1: General principles

ISO 15686-2:2008 - Buildings and constructed assets- Service life planning Part 2: Service life prediction procedures

ISO 15686-7:2008 - Buildings and constructed assets- Service life planning Part 7: Performance evaluation for feedback of service life data from practice

ISO 15686-8:2008 - Buildings and constructed assets- Service life planning Part 8: Reference service life and service life estimation

ISO 21930: 2007 - Sustainability in building construction -- Environmental declaration of building products

